

Carolyn K. Stitt
Executive Director

Mike Johanns
Governor

"...AND HOW ARE THE CHILDREN?"

NINETEENTH ANNUAL REPORT OF

THE NEBRASKA STATE FOSTER CARE REVIEW BOARD

2001

Submitted Pursuant to

Neb. Stat. Chapter 43, Section 43-1303(4), R.R.S.

State Foster Care Review Board

Main Office: 521 South 14th Street, Suite 401
Lincoln, Nebraska 68508
(402) 471-4420
1-800-577-3272

Satellite Office: 1313 Farnam on the Mall, Third Floor
Omaha, NE 68102
(402) 595-2764



STATE BOARD MEMBERS DURING 2001

Weston Andre-Henn, North Platte

Carole Douglas, Lincoln

James Ganz, Jr., Kearney

Sue Gilmore, Carroll

Kay Lynn Goldner, Omaha

Barbara Heckman, Lincoln

Sheila Heieck, Omaha

Linda Lund, Ogallala

Debra Starr, Omaha

Burrell Williams, Omaha

STAFF DURING 2001

Carolyn K. Sitt, Executive Director

Kathleen Stolz, Program Coordinator

Lincoln Area Supervisor
MaryBeth Stranglen

Lincoln Area

Review Staff

Diane Arpan

Jill Belt

Tracy Gandara

Jill Gibson

Valerie Good

Angela Hannah

Amy Lauritsen

Kari Ridder

Omaha Supervisor
Jeany Morton

Omaha

Review Staff

Kristopher Carrillo

Carol Cronin

Matt Gibson

F. Seth Gswandegger

Ladonna Nelson

Tammy Oswald

Kari Pitt

Sarah Schwartz

Stacey Sothman

Pauline Williams

Rural West Supervisor
Sharlene Meyer

Rural West

Review Staff

Tami Gangwish

Carol Knieriem

Joan Schwan

Dawn Paulsen

Kristi Schwartz

Kathy Woodmanacy

Evelyn J. York

Heidi Ore, Administrative Coordinator
Linda Cox, Special Projects Coordinator

Lincoln Office Staff

Karen Anderson

David Cox

Tiffani Gerber

Pat Kuhns

Dora May

Stephanie Schultz

Nichole Seaman

Maren Woolf

Omaha Office Staff

Della Calabro

Kristopher Carrillo

Demaris Sand

Contract Staff

Marge Harris

Mike Kaczmarczyk

CONSULTANTS DURING 2001

the late Marilyn Beggs, Program Advisor

Dr. Ann Coyne, Bonding & Attachment Advisor

Nancy Thompson, LMHP, Bonding & Attachment Advisor

**The State Foster Care Review Board gratefully acknowledges
the perseverance and dedication of the
local board member citizen reviewers**

2001 LOCAL FOSTER CARE REVIEW BOARD MEMBERS
(Bold indicates Board Chairpersons)

IA1-SARPY COUNTY BOARD	Beth Lynn Anderson Claire L. Archesvesque Beverly Lobo Adehne Reis Pam Root Joyce Stranglen	IA2-SARPY COUNTY BOARD	Nancy Brune Donna Cheever Judith Reuting Beth Rinker Cathy Schraeder	IA3-SARPY COUNTY BOARD	Mayce Bergman Rosemary Kracht Karen Shramek Sherry Swanger
IB1-OMAHA BOARD	Kay Lynn Goldner Susan Nemer Sharon Rasmussen Jennifer Schuman Burrell Williams	IB2-OMAHA BOARD	Carol Hahn Marylou Hegarty Glenna Lee Steve Renteria Dee Valenti Evonne Williams	IB3-OMAHA BOARD	Monica Brown Barb Dewell Karla Hall Cathy Nolte John Palladino Beth Nodes (on leave)
IB4-OMAHA BOARD	Jackie Hunt Cathy Lindmier Teri Miller Judy Randall Richard Walsh	IB5-OMAHA BOARD	Steve Brown Mary Kava Mary Kragger Connie Loper Linda Smith (also IB6) Elizabeth Springer	IB6-OMAHA BOARD	Judy Combs Gloria Leiferman Charlotte Schenken Linda Sims Linda Smith (also IB5)
IB7-OMAHA BOARD	Sheila Heieck Elmorne Hites-McKiernan Jeany McIntyre John Palladino Dusti Paniagua Gina Ponce Debra Starr Elizabeth Tucker Mary Jane Tynan	IB8-OMAHA BOARD	Ed Guerrero Kate Jones Mike Miles Marie Richards	IB9-OMAHA BOARD	Deb Brandon Kathleen Kaiser Dennis McQuillen Lori Ourada Stella Salis

2001 LOCAL FOSTER CARE REVIEW BOARD MEMBERS (continued...)

(Bold indicates Board Chairpersons)

- | | | | | | |
|-------------------------|---|-------------------------|--|-------------------------|---|
| IB12-OMAHA BOARD | Denise Fucinaro
Chantalle Galbrath
Mary Ann Greene-Walsh
Shelley Knutson
John Palladino | IB11-OMAHA BOARD | Marge Brennan
Theresa Buchanan
Mary Ferer
Edwin Foreman
Paula Howard
Dixie Nickel
Sue Ridder
Kimberley Taylor-Riley | IB10-OMAHA BOARD | Phyllis Brown
Mickey Dodson
Sally Lusk
Janet Margrave
Christine Ott
Jennifer (Cjirej) Peterson |
| IB15-OMAHA BOARD | Jenny McIntire
Melissa Shelton
Kristen Schenck
Carol Wessling | IB14-OMAHA BOARD | Loey Minske
Alma Ritoya
John Seyfarth
Cindy Whiteley | IB13-OMAHA BOARD | Mary Abboud
Loretta Breitmayer
Rev. Bernard Johnson
Natalie Johnson
Sally Messbarger |
| IB18-SARPY BOARD | Renee Bitner
Tia Bitner
Molly Jehnek
John Reynolds | IB17-OMAHA BOARD | Dr. Rochelle Dalla
Victoria Gammell
Laura Johnson
Diana Lundquist
Joan Mack
Jodi McQuillen
Wendy Nilson | IB16-OMAHA BOARD | Kourtney Brodin
Debra Byrd
JoAnna Byrd
Joanne Graham
Sharon Janovsky
Terri O'Brien
Jeannie Pluhacek
Karla Woodard |
| IB21-OMAHA BOARD | Gretchen Anderson
Mary Bozak
Laura Kincaid
Kaye Stanek-Krogstrand
Linda Nodes | IB20-OMAHA BOARD | Peggy Bertucci
Pamela Johnson
Michelle McLunkin
Anita Stranglen
Rhonda Stuberg | IB19-OMAHA BOARD | Marcia Anderson
Connie Botger
Polly Goecke
Kami Guzman
Sallie Schmieders |

2001 LOCAL FOSTER CARE REVIEW BOARD MEMBERS (continued...)

(Bold indicates Board Chairpersons)

IIIC-GRAND ISLAND BOARD	IIIB - GRAND ISLAND BOARD	IIIA-GRAND ISLAND BOARD
Patti Bluschke	Sue Boyd	Melodee Anderson
Mary Jane Hinrichsen	Sue Frederickson	Troy Chandler
Stephanie Karsten	Carole Rathman	Pam Dobrovorny
Sue Martins	Linda Rehovsky	Lola Hoover
Sandi O'Brien	Todd Usrey	Belva Junker
Gerald Schenck	Nanna Wiecek	Karen Mallum
	Bev Wolfe	Tom Reimers
IVA-COLUMBUS BOARD	IIIE-HASTINGS BOARD	IIID-HASTINGS BOARD
Melinn Brandt	Mary Beck	Eda Ree Eckblade
Dorothy Dierman	Jennifer Clancy	Rosalie Engelhardt
Carolyn Hofferber	Connie Hultine	Janet Hibbs
Patricia Hoffman	Pamela Johnson	Jeffrey Hildenbrandt
Marie Stavas	Sue Kissinger	Patricia Hinnikus
Teresa Stephens	Ruth Lake	Trudy House
Jill Tate	Alison Osborne	Willia Lemburg
	Colleen Toscano	
IVD-FREMONT BOARD	IVC-SOUTH SIOUX CITY BOARD	IVB-NORFOLK BOARD
Kathy Allender	Linda Dahl	Julie Daniel
Susan Allen	Michaelena Christiansen	George Eichenberg
Sandy Charette	Michelle Dreibelis	Kathryn Eichenberg
Dawn Fritz	Yvonne C. Downs	Karen Linscott
Marcia Kratka	Christy Henjes	Alfredo Ramirez
Tammey Nelson		Kathy Rockey
Mitchell Schmitz		Nancy Schaecher
		Ann Schrad
IVG-FREMONT BOARD	IVF-PIERCE BOARD	IVE-YORK BOARD
Mary Clare Brandt	Gayle Catinella	Jerrine M. Brugh
Mick Fjell	Robin Gamble	Charles Campbell
Jim Hopfensperger	Susan Gilmore	Dina Critel-Rathje
Maggie McMeekin	Kari Hammer	Carolyn Edgerley
Linda Smith	Amy Moes	Susie Fairbanks
Mary Helen Walsh	Carla Rice	Marcia Hoover
Peyton (Buzz) Wheeler	Debra Schmit	Marcia Schlegelmich
	Jim Schmit	Jean Tuttle
	Phil Shear	Judy Wiley

2001 LOCAL FOSTER CARE REVIEW BOARD MEMBERS (continued...)

(Bold indicates Board Chairpersons)

VA-KEARNEY BOARD	IVI-SEWARD BOARD	IVH-O'NEILL BOARD
Robert C. Anderson	Renee Duffek	Dorothy Barthel
Mannuela Bolte	Karol Fitzgerald	Doris Ann Bollwitt
Pat Candy	Mary E. Grunke	Jo Brickner
Michelle Janicek	Dawn R. Navis	Yvonne Duggan
Jina McKinney	Lisa Peery	Sharon Hall
Tamy Neilson	Idona Schmieding	Theresa Larson
Doris Russell	Loyd Young	
Rebecca Tvrdik		
Camie West		
VD-NORTH PLATTE BOARD	VC-LEXINGTON BOARD	VB-NORTH PLATTE BOARD
Weston Andre-Henn	Dorothy Anderson	Cindy Higbee
Glenn Hohl	Linda Benjamin	Sharon Kelly
Sandra Kruback	Jeanine Kline	Barbara Moore
Lori Johnson-Berke	Stan Rasmussen	Karen Olson
Imo Kurte	Gary Reiber	Diana Pankomin
Colleen Lembke	Rita Thomalia	Bev Tikemeier
Lise Luna	Keri West	Dana Travis
Mary Minchow	Rael Woehrle	
VIA-SCOTTSBLUFF BOARD	VF-KEARNEY BOARD	VE-GALLALA BOARD
Kimberly Becker	Lisa Cline	Barb Anderson
Linda Broderick	James Ganz, Jr.	Diane Anderson
Nancy Griffith	Ruth Gove	Margaret Baker
Judith Hinze	Leroy Hause	Lyle Erlwine
Clair Rein	Kristi Hilliard	Linda Lund
Barbara Schaneman	Kathleen Hunter	Jim McKeon
Cheryl Svoboda	Barbara Spangler	LeAnn Nielson
Marilyn Phillips (alt.)	Greg Urbanek	Bjill Redinger
		Ellen Ward
VID-GERING BOARD	VIC-GERING BOARD	VIB-ALLIANCE BOARD
Lisa Brenner	Nancey Benzel	Elizabeth Bourn
Sue Harrison	Cindie Brozek	Nicole Gies
Kathie Patterson	Judy Meter	Johanna Hall
Kim Riddick	Nancy Rasnic	Earlynn Lawrence
Jill Schaneman	Greg Rein	Bonnie Lusk-Weinman
Carrie York	Andrea York	Charlotte Moravek
		Donna Theillen
		Marge Thomas

The State Foster Care Review Board
would like to express its appreciation to
James Ganz, Jr. and Barbara Heckman
for editing this annual report

In Memoriam

Foster children lost a very good friend when long-time Foster Care Review Board supporter and local board member Marilyn Beggs passed away in October 2001. Along with her husband, Bob, the Beggs' had over 210 youth placed in their home in the over 30 years they served as providers of foster care for hard-to-place adolescents. In addition, Marilyn was a strong supporter of citizen review and served as a consultant to the Board.

Marilyn was a willing resource who spoke to elected officials, board members, and staff about her experiences as a local board member, foster parent, and probation officer. Marilyn was also influential in promoting the passage of LB 642 in 1996 (expanding the Board to review of all children in out-of-home care), as evidence of her strong belief in the value of citizen review.

The Board's condolences go out to Bob, her children, foster children, grandchildren, family and friends. Marilyn is deeply missed.

“...AND HOW ARE THE CHILDREN”

**NINETEENTH ANNUAL REPORT OF THE
NEBRASKA STATE FOSTER CARE REVIEW BOARD**

**THE BOARD'S ANALYSIS
OF THE NEBRASKA CHILD WELFARE SYSTEM
AS REQUIRED BY STATUTE**

BOARD MISSION 1
BOARD VISION 1

MAJOR ACTIVITIES OF THE BOARD DURING 2001 3

A PREVIEW AND COMMENTARY 5

Goals for the Report 6
Basis for Concerns and Recommendations 7
Reasons Children Enter Care 9
Top Barriers to Permanency 12

Section I - CHILD ABUSE PREVENTION 13

Section II - YOUNG CHILDREN'S ISSUES
Placement and Planning Decisions 15
Parental Visitation 16
Helping Children in Transition 17
Recognition of Children's Grief over Separations 18

Section III - CASE MANAGEMENT ISSUES

Lower Case Worker Turnover Rates Needed 21
Case Managers Need to Maintain Contacts with Children 22

Section IV - CONTRACT ISSUES

Need for Defined Lines of Authority and Communication 23
Visitation and Transportation Issues 24
Agency-Based Placement Issues 24

Section V - PLACEMENT ISSUES

Additional Placements Needed 27
Foster Parent Retention 28
Reunification 30
Minimizing Children's Moves 32
Stable Placements 35
Kinship Care 35

Section VI - RESTRAINTS

Need to Reduce the Number of Restraints 37

41	Table 1 - Some Characteristics of Children in Foster Care
45	Table 2 - Number of Placements of HHS Wards by HHS District
46	Table 3 - Proximity to Parents
47	Table 4 - Cost of Foster Care by Placement Type

PERSISTENT ISSUES IN CHILD WELFARE

49	Investigations and Risk Assessments
52	Prosecution of Child Abuse or Neglect
53	Adjudicating Children as Status Offenders
54	Service Availability
55	Cases Without Current Written Plans
56	Lack of Services and Placements for OJS Youth
57	Lack of Efforts to Find Runaways
57	Foster Care and Group Care Payments Are Not Equitable
58	Permanency Delays
59	Delays in Establishing Paternity
60	Summary of N-FOCUS Report Problems

COMMENDATIONS

61	
65	SPECIAL SECTION - REPORTS REQUIRED OF HHS (N-FOCUS)

2001 CONCERNS IDENTIFIED BY LOCAL BOARDS BY AREA

69	Omaha Metro Area
73	Lincoln/Southeast
77	Central
79	Northeast
81	Western/Panhandle

THE FOSTER CARE REVIEW BOARD

85	Unique Aspects of Citizen Review In Nebraska
87	Structure of the Board
87	Local Foster Care Review Boards
88	Thousands of Unpaid Hours Donated Annually
89	Legal Standing
90	Independent Tracking System Database
91	Why Citizen Review Was Enacted in Nebraska
91	Important Milestones in Board History
95	Case Reviews
96	Case Review Flowchart

STATISTICAL MEASURES OF CHILD WELFARE SYSTEM EFFICACY

Table 5 - Compliance with the Foster Care Review Act 97

Table 6 - Barriers to Permanency of Reviewed Children 107

Health and Education Records Given Foster Parents 112

Table 7 - Permanency Plans of Reviewed Children 113

Table 8 - Months to Adjudication of Reviewed Children 114

Table 9 - Total Placements per Child of Reviewed Children 115

Table 10 - Reason Entered Care of Reviewed Children 117

Table 11 - Gender of Reviewed Children 124

Table 12 - Race of Reviewed Children 124

Table 13 - Agencies Responsible for Reviewed Children 124

Table 14 - Reviewed Children by Age 125

Table 15 - Proximity to Parent 126

Table 16 - Percentage of Life spent in Foster Care 127

Paternity Identification 128

Table 17 - Placement Types of Reviewed Children 129

Table 18 - Cases Closed by Reason 130

Table 19 - Report from the Registry 131

Table 20 - Gender of Active Children 132

Table 21 - Race of Active Children 132

Table 22 - Agencies Responsible for Active Children 133

Table 23 - Age of Active Children 134

Table 24 - Listing of Children by County of Placement 136

Table 25 - Total Placements per Child by Age and Agency 144

Table 26 - Placement Type of Children 147

Table 27 - Listing of Children by County of Court Commitment 148

Table 28 - Number of Active Children by Plan 154

Table 29 - Children Entering Care by Age and Times in Care 155

Table 30 - Cases Terminated by Reason 156

Table 31 - Failed Reunification Attempts/Times in Foster Care 157

Table 32 - Child Support Orders 158

Table 33 - Status Offender Statistics 159

APPENDICES

A - Glossary of Terms 161

B - Following a Case Through Juvenile Court 167

C - Quick Guide to Legal Terminology 169

D - Reference Websites 175

E - Application to Serve on a Board, Confidentiality Form, CPS release 177

F - Past State Board Members 183

G - Acknowledge of Facilities 185

H - Financial Information 187



The vision of the State Foster Care Review Board is that every child and youth in out-of-home care live in a safe, permanent home, experience an enduring relationship with one or more caring adults, and have every opportunity to grow up to become a responsible and productive adult.

AGENCY VISION

- Organizing, sponsoring, and participating in educational programs.
 - Advocating for children and their families through individual case review, legislation, and by pressing for policy reform;
 - Requesting appearance in further court proceedings through limited legal standing by petitioning the Court at disposition to present evidence on behalf of specific children in out-of-home care and their families when deemed appropriate by the state board;
 - Visiting facilities for children in out-of-home care;
 - Disseminating data and findings through an Annual Report, community meetings, and legislative hearings;
 - Collecting data on children in out-of-home care, updating data on these children, and evaluating judicial and administrative data collected on foster care;
 - Sharing the findings with all the legal parties to the case;
 - Making findings based on the review and setting forth the specific rationale for these findings;
 - Utilizing trained citizen volunteers to review the plans, services, and placements of children in out-of-home care whether in out-of-home care through the Department of Health and Human Services, or through private placement;
- The Board attempts to accomplish this by and through:

The State Foster Care Review Board's mission is to ensure the best interests of children in out-of-home care are being met through external citizen review, monitoring facilities that house children and youth, maintaining up-to-date data on a statewide tracking system, and disseminating data and recommendations through an Annual Report.

MISSION STATEMENT

“It is easier to build a child than to fix an adult.”
Anonymous

- ▶ Completed 6,015 reviews on 4,092 children, an increase from the 5,122 reviews on 3,648 children completed in 2000.
- ▶ Issued 42,105 case specific reports with recommendations to the courts, agencies, attorneys, guardians ad item, and county attorneys, an increase from 35,854 reports issued in 2000.
- ▶ Facilitated local board members volunteering 33,660 hours of service.
- ▶ Utilized the authority derived from legal standing statutes to advocate in court for 4 cases involving 8 children, and to advocate for about 620 additional children through team meetings, meetings with legal parties, special correspondence, and the like.
- ▶ Tracked 11,518 children who were reportedly in out-of-home care during the year.
- ▶ Researched and verified the out-of-home care status, and then closed the cases of, approximately 700 children whose cases had been closed without HHS issuing a report.
- ▶ Toured several facilities to assure that individual physical, psychological, and sociological needs of the children are being met.
- ▶ Organized a joint release of the Annual Report with Governor Mike Johanns and HHS. Worked with the Nebraska Broadcaster's Association on public service announcements recruiting foster parents and on child abuse.
- ▶ Provided a series of education programs on brain research and bonding and attachment in Scottsbluff, North Platte, Grand Island, Norfolk, Lincoln, Omaha, and Nebraska City, with over 750 participants. Provided an education program in Omaha on commonly used psychotropic medications.
- ▶ Worked to compensate for omitted or inaccurate reports from HHS to the Board's Tracking System. In the last quarter of 2001, 6,181 of the 14,950 (41%) status change reports received from N-FOCUS required some level of substantiation. In addition all case closure reports required verification.
- ▶ Met with the HHS Director, Service Area Administrators, and other top HHS staff to address specific children's cases and to address system issues.
- ▶ Signed the IV-E contract and organized regular meetings with HHS area representatives.
- ▶ Made numerous presentations on the Board and on the status of children in out-of-home care to such varied groups as the National Association of School Psychologists, focus groups, community groups, college classes, and foster parent training classes.
- ▶ Created a special section of the Annual Report on special issues affecting young children in foster care.
- ▶ Provided statistical and other information to researchers, grant seekers, and child advocates.

**MAJOR ACTIVITIES OF THE
FOSTER CARE REVIEW BOARD
DURING 2001**


After 19 years of serving children in out-of-home care, the Board has:

- ▶ Tracked over 62,475 children.
- ▶ Conducted over 71,860 reviews of the cases of children in out-of-home care.
- ▶ Issued over 505,456 reports.
- ▶ Volunteered over 263,558 hours reviewing plans of children in out-of-home care and advocating for their best interests.
- ▶ Taken legal standing to advocate in court for over 300 children.
- ▶ Toured numerous facilities to make sure that the children were safe and to better understand the programs strengths and weaknesses as compared to individual children's needs.
- ▶ Provided or assisted with education programs for District, Juvenile and County Court judges, county attorneys, law enforcement personnel, guardians ad litem, State Senators, service providers, and communities.
- ▶ Co-sponsored Legislative Caucuses for Children.
- ▶ Provided statistical and other information to researchers, grant seekers, and child advocates.
- ▶ Supported legislation favorable to abused and neglected children in foster care, including open adoption, funding for additional caseworkers, foster parent training, the 18-month bill, the confidentiality bill, the Child Protection Unit in the Attorney General's office, and the Adoption and Safe Families Act.
- ▶ Planned and co-sponsored the 1998 Adoption Summit with the Governor's office and the Department of Health and Human Services.

The Board attributes each success to its dedicated volunteers and committed staff.

Every success in helping children and their families through case reviews or through endeavors to improve the functioning of the child welfare system as a whole makes these efforts worthwhile.

A PREVIEW AND COMMENTARY



A Preview and Commentary
by Carolyn K. Stitt, M.S.W.
with assistance by Linda Cox

"If you care for your own children, you must take an interest in all, for your children must go on living in the world made by all children."

—Eleanor Roosevelt

Children who have suffered abuse or neglect are likely to be our children's or our grandchildren's school classmates and friends. Many of these children have behavioral issues and carry the scars of abuse for their entire lives. These children are more likely to grow up to become responsible adults if the child welfare system meets their needs while they are in out-of-home care. As the noted researcher Robin Karr-Morse says,

"While we might like to believe that given sufficient opportunity we can reverse any damage done to children [from abuse, neglect, or moves], the research tells us that the effects of some early experiences cannot be undone."¹

*The Foster Care Review Board completed 6,015 comprehensive reviews on the cases of 4,092 children during 2001, and worked with the child welfare system to achieve progress in a number of vital areas. The Board commends the following for actions that benefited many children in out-of-home care.*²

1. **Governor Mike Johanns** is commended for making child welfare a priority, for foster parent recruitment efforts, for educating the public on the needs of abused and neglected children, and for not cutting caseworker positions during the current revenue downturn.
2. **The Nebraska Legislature** is commended for striving to ensure that front line caseworker positions were not cut when making budget decisions.
3. **The Department of Health and Human Services** is commended for issuing the recent directive that its caseworkers must have monthly contact with the children. The Grand Island office is commended for putting medical cover sheets on case files to ensure that medical information is easily accessible.
4. **The Nebraska Foster and Adoptive Parents Association (NFAPA)** is commended for its mentoring program, for presenting educational programs, and for distributing information through an excellent newsletter.
5. **The Judiciary, especially in Douglas and Lancaster Counties**, is commended for providing additional information that helped assure 600 children that had not been reported by HHS were not lost in the system, were tracked, and were able to receive timely reviews.

¹ Robin Karr-Morse & Meredith S. Wiley, *Ghosts from the Nursery*. Atlantic Monthly Press, c. 1997.
² Out-of-home care is temporary placement outside the home of origin, such as in a foster family home, a kinship/relative's home, a group home, emergency shelter, or specialized facility.

This report was written in the hope of improving the system so more children can have the best possible future. To accomplish this, the report provides a concise description of the obstacles that can prevent children in out-of-home care from being safe and/or having their needs met, and provides policy makers recommendations for reducing or

Goals of This Report

1. Additional prevention services need to be implemented to stop potential abuse or neglect and to reduce the number of children who must be removed from their homes.
2. Specialized case management should be implemented for young children and for children who have experienced severe or chronic abuse. These caseworkers should have reduced caseloads to enable them to pursue intensive supervision of the cases and ensure that each child's developmental and safety needs are met.
3. Caseworker workloads need to be analyzed to ensure workers have the time to see the children on their caseload and work with the families.
4. HHS needs to develop and implement a clear process for oversight of contractors who provide children with placements, treatments, visitation monitoring, and transportation. Additionally, communication between HHS and contractors needs to be enhanced.
5. Additional placements need to be developed and quality foster parents need to be retained.
6. Measures should continue to be implemented to monitor and reduce the number of restraints children experience while in state custody.

After analyzing the child welfare system, the Board finds that the system currently works for about 50 percent of all children in out-of-home care, and the Board believes another 25 percent of the children in care would realize positive outcomes with the implementation of the following measures.

The Board strongly believes that the above initiatives can be built on to assist the system to better serve all children, especially those newborn through five. The Board encourages the system to recognize that sustained nurturing relationships are vital if young children are to develop normally, a finding confirmed by leading researchers on child development. Applying this principle is particularly important when determining where young children will be placed, whether they should be moved, and what the plan will be for their future.

6. **Foster Parents and Placements** are commended for showing their concern and dedication by providing children the nurturing attention needed to overcome the children's past traumas.

eliminating the obstacles. The Board actively seeks to work together with policy makers and agencies on these issues and thus seeks to improve children's lives.

Basis of the Recommendations

The Foster Care Review Board bases its analysis and recommendations on the collected results of the 6,092 reviews that were conducted on the cases of 4,092 children during 2001. The Board is a state agency created to serve as an overseer of the children in out-of-home care in our state. The case of each child in out-of-home care is reviewed every six months by one of the 58 local citizen review boards across the state. After careful review and research, the boards itemize their concerns and recommendations for the ongoing care and safety of the child. The board's reviews are then forwarded to the judge and other legal parties responsible for the care and well-being of the child. A more complete description of the structure of the Board and the case review process is found in the section on the Foster Care Review Board (page 85).

The System Can Help Children When it Functions Well

The following examples illustrate the positive things that can happen for children when the system works well. As reported earlier, the system does work well for approximately 50 percent of the children. Again, the Board comments the parties that make this happen. The first case shows a positive reunification.

"Mike"³ was born with a condition requiring use of a sleep monitor and regular use of certain medications or he could have serious breathing difficulties. He entered care when 3 months old because his mother had left him with a care provider for extended periods of time on more than one occasion, had not left his sleep monitor with the caregiver, and had not given the caregiver information on how the mother could be reached in an emergency.

As the mother was able to show progress the supervised visits were gradually increased. During this time, the mother and foster mother developed a positive relationship. The mother was willing to learn about child-care from the foster mother, and showed increased proficiency in caring for her son and herself. "Mike" was returned home at age 10 months. That has been over a year now. The foster mother continues to see "Mike" and his mother, and reports that both are continuing to do well.

³ All case examples are from real cases. Names and other identifying information have been modified to preserve confidentiality.

1. Identifies conditions that impact children's needs while in the system,
2. Identifies barriers to permanency, and
3. Provides recommendations so that there can be more successes for more children.

The remainder of this commentary:

Yet, in spite of the good work being done by many professionals in the system, there are a number of issues that often get in the way of these kinds of successes.

The two examples above illustrate how the child welfare system can facilitate children having stability and reaching permanency. In these cases there were clear, well written case plans, active case management, good communication between parties, and timely decision making with a focus on permanency.

Since the beginning of this case permanency has been pursued for this child, first with every reasonable effort toward reunification, and then in moving to a termination of parental rights quickly when those efforts failed. A court date has been set and "Bobby's" foster parents will soon be adopting him.

Efforts at reunification that took into account "Bobby's" tender age and vulnerability were made with the mother, but within a short time the mother ceased contact and disappeared. Paternity testing was completed promptly to rule out a person named as a possible father. Parental rights were then terminated.

"Bobby" is one year old and has been in care since birth. "Bobby" has been in the same placement since entering care. The foster parents have facilitated contact between "Bobby" and his extended family, who are attached to "Bobby" but for numerous reasons cannot provide his daily care. Shortly after he entered care a CASA worker was appointed to his case. The CASA has strongly advocated for him, as has the Board and his HHS caseworker.

The second case illustrates a soon to be completed adoption.

Reasons that Children Enter Care

Children reviewed by the Board in 2001 were removed from the home due to one or more of the following conditions:

- Neglect (46.2% of children reviewed),
If a child has not been provided for emotionally, physically and/or medically, it is considered neglect. Neglect has serious consequences. For example, nationally, almost as many children die each year from neglect as from abuse.
- Inability to cope with children's behaviors (12.6% of children reviewed)
- Substance abuse - parental (12.3% of children reviewed)
Substance abuse may not be disclosed until after the children are in care so the number of children impacted is greater than this percentage may indicate. For example, 25.3% of reviewed cases involved parental substance abuse as a major factor.
- Physical abuse (10.2% of children reviewed)
Inability to cope with children's physical or emotional needs (5.8% of children reviewed)
- Sexual abuse
Sexual abuse is often not disclosed until after the children are in care.
- Emotional abuse (3.3% of children reviewed)

See table 10 of this report for a more comprehensive list with details.

In recent years the methamphetamine epidemic has substantially increased the number of children in out-of-home care who come from families highly resistant to change.

Regardless of the specific parental action that led to removal, in most cases the parents were unwilling or unable to give children the care necessary to grow, thrive and be safe, so the children were placed in a foster home, group home or specialized facility as a temporary measure to assure the children's health and safety. It is the child welfare system's charge to reduce the impact of the abuse whenever possible.

Every Child Abuse or Neglect Victim Bears the Affects - The Question is How Deep Are The Scars and How Debilitating

Child development experts recognize that in spite of the best efforts of the system, children will have to deal with the impact of abuse or neglect for the rest of their lives. How deeply that each of the 11,518 children who were in out-of-home care in 2001 were impacted depends on:

- Severity levels
- Type of abuse or neglect
- How long the abuse occurred

More detailed information on this subject can be found in the section on placements (page 27).

The Board recognizes the effects of separations on bonding and attachment needs of the children and uses this information to urge the system to reduce the number of moves children experience.

Children may also be separated from foster caregivers several times as they are moved between placements. This separation can be equally difficult for the children. More than half of the children in out-of-home care at the end of 2001 (2,860 of 5,559 children) had been moved to four or more different placements. It is reasonable to expect that this level of instability negatively impacted each of the 2,860 children.

In addition to dealing with past abuse or neglect, each of the children who were removed from the home had to cope with the confusing and deeply powerful process of separation from their parents and integration into a world of different temporary caretakers, new rules, and new persons with whom they must interact. Children removed from the home may also be torn between conflicting feelings of love and anger towards their parents. This process is especially difficult for children who are very young, who have developmental disabilities, and children with attachment or behavioral disorders.

Compounding the Affects of Abuse or Neglect is the Separation from Parents or Caregivers

The majority of children reviewed were negatively impacted in several of the above areas. Since each child reacts differently to abuse, but definitely is impacted, it is important that plans and services address the individual child's needs.

The Board uses knowledge of the impact of abuse and neglect when developing recommendations for individual children's cases and when recommending ways the system can better respond to children's needs.

- Child's age at onset
- Extent to which growth and development of the child's brain was affected (stress hormones such as cortisol can impair brain growth and synapse development)
- Child's other physical or mental challenges
- Child's personality and ability to cope
- Whether the child received services to address the abuse
- If the child had their own law violating behaviors
- Foster placement stability and capacity to meet the child's needs (for children removed from the home).

Board Findings On Key Child Welfare Indicators

Individuals involved in Nebraska's child welfare system worked hard trying to meet the needs of the 11,518 children who entered out-of-home care during 2001. However, as the following chart shows, work remains to be done if safe, appropriate placements, appropriate plans, and access to needed services are to become the norm for all children.

<u>System Working for the Children</u>	<u>Work to Be Done to Improve System</u>
<p><u>Complete, Written Plans</u> 58.3% (2,385 of 4,092) of children reviewed had a complete permanency plan as required by Nebraska statutes.</p>	<p><u>Incomplete or No Current Written Plans</u> 41.7% (1,707 of 4,092) of children reviewed did not have a complete plan as required by Nebraska statutes.</p>
<p><u>Less Than 2 Years in Care</u> 51.2% (2,094 of 4,092) of children reviewed had been in care for less than two years at the time of their last review.</p>	<p><u>Over 2 Years in Care</u> 48.8% (1,998 of 4,092) of children reviewed had been in care for more than 2 years at the time of their last review.</p>
<p><u>Stable Placements</u> 36.9% (2,053 of 5,559) of children in out-of-home care at the end of 2001 had experienced one or two placements.⁴</p>	<p><u>Multiple Placements (moves)</u> 51.4% (2,860 of 5,559) of children in out-of-home care at the end of 2001 had experienced five or more placements.</p>
<p><u>No Previous Removals from the Home</u> 57.2% (2,994 of 5,232) of those entering care during 2001 had been placed in out-of-home care only one time and had not suffered a premature reunification.</p>	<p><u>Previous Removals from the Home</u> 42.8% (2,238 of 5,232) of children entering care had been placed in out-of-home care at least once before.</p>

⁴ Placements indicate the individual foster home, kinship home, group home, or specialized facility in which the child has lived.

Top Barriers to Permanency Identified by Local Boards

Ideally the child welfare-system would help each of the children in out-of-home care to successfully deal with past abuse and the effects of separation from the parents and then would move children swiftly into safe, permanent living arrangements.

However, this is not always the case. At each review local Board members identify up to ten barriers that remain to the children achieving safe, permanent homes. (See table 6 for the full list of identified barriers). The chart below summarizes major barriers.

Top 3 Parental Barriers to Permanency

Parental Barriers

- Parental unwillingness or inability to safely parent their children - 37.7% (1,542 of 4,092 children reviewed) -
- Past histories of abuse, neglect and violence - 27.4% (1,123 of 4,092 children reviewed)
- Parental substance abuse - 25.3% (923 of 4,092 children reviewed)

Top 3 System Barriers to Permanency

System Barriers

- Lack of current, written plans for the child's future - 18.2% (743 of 4,092 children reviewed)
- Length of time in care has reduced likelihood of successful permanency- 13.7% (562 of 4,092 children reviewed)
- Lack of documentation of case progress - 13.1% (537 of 4,092 reviewed)

Each Issue Affects Many Parts of the System

It is important to recognize that the problems described throughout this report do not occur in isolation. Each issue affects many other parts of the child welfare system. Many changes need to occur to move the system from a crisis mode to one that can offer the best possible future for abused and neglected children.

The sections that follow detail the identified obstacles to children having their needs met and children achieving permanency and gives the Board's recommendations for removing the obstacles.

Section I – Child Abuse Prevention Efforts

Additional Child Abuse Prevention Efforts are Needed

Concern/Rationale for Recommendations: During 2001, 11,518 individual Nebraska children were in out-of-home care for some or all of the year. Clearly, too many Nebraska children have suffered child abuse, child neglect and/or child sexual abuse; efforts must be made to prevent as many instances of abuse as possible. Therefore, there is a need for proven home visitation programs and other proven prevention programs to lessen the ever-growing number of children suffering abuse, and to reduce the numbers of children entering the system.

Recommendations:

1. Expand prevention programs that have been shown to be effective and maximize child abuse prevention resources.
2. Select one or more proven prevention models and implement them statewide to expand child abuse prevention efforts.
3. Conduct intensive home visitation for high-risk populations (birth-2) and universal visitation with focus on school readiness (birth-5).
4. Create parent support centers which would focus on children of all ages, serve as an advocacy and training center, be a source of respite care and a host site for parent and adolescent support groups.
5. Increase Kids Connection's coverage to 200% of the level of poverty and should subsidize respite and after school care for children qualifying for Kids Connection.
6. Assist business owners in the development of quality low cost child-care.
7. Provide incentives to improve the supply of, and supports for, mental health professionals in rural areas.
8. Continue training for Protection and Safety staff on early intervention services that are available in different areas across the state. The need for this training was part of the Nebraska Family Portrait Initiative.

⁵ Kids Connection is a program that during 2001 provided free health care coverage for children living in families whose income is at or below 185% of the federal poverty level. Kids Connection includes both the Children's Health Insurance Program (CHIP) and the Nebraska Medical Assistance Program (Medicaid).

“Child abuse is the cruelest of all crimes and is rarely perpetrated by a stranger. Sadly most child abuse is perpetrated by someone the child may know and trust or someone known to the family.

Abuse affects children in all countries, of all ages, of all races, nationalities and religions. It happens to girls and boys, babies and teenagers. And, despite the ‘stranger danger’ campaigns to warn children not to talk to, or go off with strangers, they are more at risk from someone they know.

Mothers and fathers can be child abusers, so too can older brothers and sisters, uncles, aunts and babysitters. Other relatives, family friends, neighbors, youth leaders, religious leaders, sports coaches and school workers are also amongst groups which are known to abuse children. Child abuse is society’s problem. Children cannot protect themselves, it’s up to each and everyone of us to protect all children.”

**from the website
“abusehurtseveryone.com”**

Section II – Young Children's Issues

Placement and Planning Decisions for Young Children Must Promote Stable, On-Going Nurturing Relationships

National Research: Research on children's physical and emotional development indicates that, especially for the preschool population, it is critical to have stability and continuity of care. Children in this age group are developing the physical connections of the brain.

Research has shown that when young children must cope with prolonged or multiple stressors, these vital connections can fail to form properly, resulting in temporary or permanent changes in the children's ability to think, to develop positive inter-personal relationships, and to process future stressors. High levels of stress hormones during ages 0-3 has been found to create life-long problems with impulse control, anxiety, hyperactivity, and learning disorders.

In their research, Drs. T. Berry Brazelton & Stanley Greenspan identified the essentials needed if children are to develop higher-level emotional, social and actual abilities:

Fundamental Building Blocks for Children

1. Ongoing nurturing relationships.
2. Physical protection, safety, and regulation.
3. Experiences tailored to individual differences.
4. Developmentally appropriate experiences.
5. Limit setting, structure and expectations.
6. Stable, supportive communities and culture.
7. Protection for the future.

Concern/Rationale for Recommendations: The Board is concerned that many Nebraska young children are being abused or neglected. The Board is also concerned that after they are removed from the home many experience multiple placements and/or failed reunification attempts with their parents, and thus have a lack of the ongoing nurturing relationships needed to grow and thrive.

- On a normal day between 1,200 and 1,400 children age five and under are in foster care in Nebraska. By any standard, this number means that a lot of preschoolers have been abused or neglected to the point of needing removal from the parental home.
- It could be expected that a child have an emergency placement and then an on-going placement. Every move beyond that can be considered excessive and damaging. Yet 442 (34.1%) of the 1,293 preschool children in out-of-home care

⁶ Permanency is the term used to indicate that the child is in a safe, stable family situation. This could be through reunification with the parents, through adoption, or for older children through a guardianship being established.

1. Enable case managers to monitor parental visitation for young children and to act quickly if the visitation schedule unduly stresses the children.

Recommendations:

separated from the parents when visitation time is over. employees who monitor visitation and provide transportation means that young children are expected to cope with an ever-changing group of strangers around them during the stressful time of reconnecting to their parents at visitation and the traumatic time when children reviewed show the negative effects of erratic or poorly planned parental visitation. In addition, the high turnover rate for case managers, case aides, and contract employees who monitor visitation and provide transportation means that young children are expected to cope with an ever-changing group of strangers around them during the stressful time of reconnecting to their parents at visitation and the traumatic time when separated from the parents when visitation time is over.

Parental Visitation Schedules Must Not Harm the Children

1. Provide intensive services to parents with the intent to assess their long-term willingness and ability to parent.
2. Minimize placement disruptions by recruiting and working with foster care families for infants, toddlers and preschool children and identifying appropriate relative placements (e.g. aunt, grandmother) early in the child's case.
3. Provide specialized training on the importance of bonding and attachment to parents, foster parents, case managers and supervisors.
4. Develop specialized units where highly trained professionals focus on providing permanency⁶ for children who have been identified as unable to return home due to parental inability or unwillingness to provide long term care. Reduce the caseloads for the specialized foster parents of the mentoring program available through the statewide foster parent association.
5. Increase awareness amongst foster parents of the mentoring program available through the statewide foster parent association.

Recommendations:

The preceding statistics are especially troubling because research shows that childhood stressors such as broken attachments and prolonged grief can cause serious, possibly irreparable, damage to children's brains affecting normal growth and development.

- on Dec. 31, 2001, had been in more than two foster homes and 256 (18.7%) had been in more than three foster homes.
- 149 (14.2%) of the 1,047 preschool children who entered foster care during 2001 had been removed from the home at least once before.

Necessary Transitions Should Be Done In Way That Helps Children to Better Cope With the Life-Changing Event

Concern/Rationale for Recommendations: The Board has reviewed the cases of many children who have been moved to new foster homes or facilities without an effective transitional plan that considered the children's age, developmental stage, needs, and attachments. Often, children were given no preparation for this major, life-changing event. Research shows that young children can be hurt by a move to a new caregiver that is not well planned and that does not take into consideration their developmental stage.

If it is vitally necessary to move children from one foster home to another, research has shown that there are a number of ways of conducting the transition that will help to the child better cope with the new situation. Transition plans should be carried out in the most child-friendly manner possible. Young children, especially, need a predictable routine and to be with someone whom they know and trust at all times.

The Board would like to thank Nancy Thompson, a nationally known expert on children's attachment needs and brain development, for providing the following list of ways to help children in transition.

- ▷ Early in the transition process obtain a special object such as a blanket, teddy bear, etc. For older children this may be a clothing item, toy, or pillow. If it is impossible to secure the original item, replicate the item as closely as possible and as early as possible in the transition process.

- ▷ Encourage repetition of previous patterns for personal care, such as bedtimes with rituals, food preferences, types and times of bathing (shower or bath). Caretakers should note this information so it can be passed on.

- ▷ If possible, take Polaroid® or instant pictures of the previous family, the house, and the pets; otherwise, see if copies of photos can be obtained for the child to keep.

- ▷ Whenever possible, encourage transitions that include a visit at the present home, a visit at a neutral place (park, restaurant, etc.) and an overnight or daylong visit with discussions about the habits of the new household.

- ▷ Older children should take active part in packing and unpacking their own belongings and putting them away.

- ▷ Provide a duffel bag or other luggage for transporting the child's personal belongings. Do not use a plastic bag or cardboard box.

Concern/Rationale for Recommendations: The Board finds that some professionals in the child welfare system, including case managers, guardians ad litem, foster parents, and group home staff, do not understand that it is normal for children to grieve for lost attachments to parents and/or foster parents, nor are these professionals able to recognize

Professionals Must Recognize that Children's Separations from Parents and/or Foster Parents Will Cause Them to Grieve and Will Delay or Impair Their Normal Development

1. Case managers, foster parents, agencies responsible for contracted foster homes, guardians ad litem, therapists, courts, and other concerned parties should do everything possible to encourage a well-thought-out transition plan for any young child that must move based on the children's age, developmental stage, needs, and attachments.
2. Minimize placement disruptions by recruiting and working with foster care families for infants, toddlers and preschool children and identifying appropriate relative placements (e.g. aunt, grandmother) early in the child's case.
3. Increase awareness amongst foster parents of the mentoring program available through the statewide foster parent association, which can also help minimize placement disruptions.

Recommendations:

- ▷ Children under stress often show regressive behaviors. They need patience and kindness as they struggle to regain their normal developmental level. Tolerating whining, crying, and withdrawal along with thumb-sucking etc., will help the process move along and tolerance will be more effectual than consequences or criticism. Most children will regain their former skills within a few days or weeks.
- ▷ At the first visit before transition encourage new caretakers to give the child a token gift that goes with the child back to their current placement. The child can bring this gift with them at the next visit or upon permanent relocation.
- ▷ New caretakers should provide a secure place for the child's belongings and allow the child to adjust to the new placement before expecting sharing with other children in the home.
- ▷ Encourage new caretakers to exchange food information, and even recipes for favorite dishes, and prepare them early in the transition process and again when requested by the child.
- ▷ Whenever possible, arrange periodic contact by phone, visit, or mail with the previous caretakers. This becomes more important if the child is moving after a long period of time.
- ▷ Encourage new caretakers to exchange food information, and even recipes for favorite dishes, and prepare them early in the transition process and again when requested by the child.
- ▷ At the first visit before transition encourage new caretakers to give the child a token gift that goes with the child back to their current placement. The child can bring this gift with them at the next visit or upon permanent relocation.
- ▷ New caretakers should provide a secure place for the child's belongings and allow the child to adjust to the new placement before expecting sharing with other children in the home.
- ▷ Children under stress often show regressive behaviors. They need patience and kindness as they struggle to regain their normal developmental level. Tolerating whining, crying, and withdrawal along with thumb-sucking etc., will help the process move along and tolerance will be more effectual than consequences or criticism. Most children will regain their former skills within a few days or weeks.

common grief symptoms or the serious consequences that can occur if children are moved. This knowledge is essential if children's best interests are to be met.

It is important for child welfare professionals to recognize that grief over removal from parents or trusted foster parents is as traumatic to children as if the parent or caretaker had suddenly died. Dr. Elisabeth Kubler-Ross, author of *On Death and Dying*, found in her research that children take longer to go through the stages of grief than adults do. **The younger the child was at the time of the loss, the longer grief can be expected to take.**

A study of infants who were 18 to 24 months old revealed that children were still displaying active grief symptoms 6 to 8 years after the loss. When children were older at the time of the loss, the time of active grief became progressively shorter. It wasn't until when the child experiencing the loss was an older teen that it approached the typical 1-2 years of active grief of adults.

Children of any age who are removed from a foster parent to whom they've attached will grieve the loss of the foster parents and may simultaneously need to revisit the grief over the separation from the parents or could have more intense reactions to reminders of that grief. Good transition plans (see the section on Young Children) can certainly help children better cope with the loss, but the need to grieve will remain.

Grief may be expressed in a number of ways depending on the individual circumstances, age, and temperaments of the children as well as the way the adults dealt with the transition between caregivers. Typical grief reactions include:

- Regressive behaviors (e.g., return to baby talk, lapse of toilet training)
- Distracted easily, thinking disorganized, memory lapses, learning difficulties
- Problems with judgment and cause/effect, increased mischievous behavior
- General anxiety, separation anxiety, alarm, panic, tears
- Food issues, including hoarding food or refusing to eat
- Abnormal displays of anger to normal situations
- Sadness, depression, despair, self-esteem problems, feeling they've been "thrown away," yearning and pining for the lost caregiver
- Physical symptoms such as sleep disturbances, rapid or irregular heart rates, and lower resistance to infection
- Blaming others or themselves for the situation
- Denial of events
- Avoidance of future relationships

Many children are punished in school and/or foster homes for exhibiting these "normal" reactions to grief, and the Board believes that more work must be done to inform providers, schools, and workers about these actions.

Recommendations:

1. Provide mandatory continuing education on 1) the latest research on children's attachment needs, 2) why children grieve for lost attachments, and 3) how children show grief symptoms to the following: case managers, foster parents, guardians ad litem, county attorneys, law enforcement, and the judiciary.

750 Child Welfare Professionals Attended Board-Sponsored Educational Programs on Bonding and Attachment

In order to strengthen the knowledge base across the state, the Board invited HHS to co-sponsor a series of educational programs on brain research and bonding and attachment issues featuring nationally recognized experts in the field. Programs were held in Scottsbluff, North Platte, Grand Island, Norfolk, Lincoln, Omaha, and Nebraska City. Over 750 child welfare professionals, including caseworkers, guardians ad litem, judges, county attorneys, and foster care providers, attended these sessions.

Section III – Case Management Issues

Lower Case Worker Turnover Rates Are Needed In Order To Create Case Continuity for Children

Concern/Rationale for Recommendations: The Board is concerned that it was not uncommon for children being reviewed to have had several different HHS case managers while in care. during recent months in care. 1,749 (42.7%) of the 4,092 children reviewed during 2001 have had 4 or more different case managers while in out-of-home care.

Many case managers who resigned their positions cite that the case manager's job is nearly impossible to perform adequately due to the following:

- The need for more supervision and structure.
- Increasingly large caseloads.
- The time-consuming nature of entering required basic case information on the N-FOCUS CWIS computer system.
- The lack of placements for the children in their caseload.
- Children and youth being denied needed mental health services under managed care contracts.
- Little time for pre-service training on domestic violence, which is a factor in many of the cases.

Recommendations:

1. Make caseloads equitable.
2. Increase levels of support and supervision for case managers.
3. Reduce computer time for case managers by utilizing data-entry personnel.
4. Provide continued and additional energy in the identification and removal of barriers to case manager effectiveness and productivity so that these professionals can serve children, youth and families across the state.
5. Look at how communication now takes place between case managers and contractors and examine communication breakdowns and frustrations.
6. Analyze the HHS Child Welfare budget and worker caseloads. This analysis must include the number of FTE's (full time equivalents) in each position. A common method of measuring caseloads needs to be adopted, along with a recommended caseload for each level of worker.
7. Analyze the training required for new case managers. The analysis should cover course duration, location and content.
8. Reduce supervisor caseloads so they have time to train and guide caseworkers.

1. Reduce caseloads and encourage case managers to maintain and document their contacts with the children.
2. Eliminate barriers and restate expectations that case managers will see the children.

Recommendations:

Although HHS recommended in the 2001 Nebraska Family Portrait that strategies be developed and implemented to increase the time available to caseworkers to visit with children, families, and stakeholders the Board did not see statistical evidence of this occurring. [Editor's Note: In late 2002, the HHS Director issued a directive that all caseworkers are to see the children on a monthly basis. The Board supports this directive.]

Face-to-face contact is necessary to accurately assess the appropriateness and safety of placements and services. It is critical for appropriate case planning. It also facilitates case managers' communication with the children's caregivers and other parties. Contact is especially critical for pre-school children or the severely handicapped who may not have contact with other adults who could report a possible concern with a placement and thus are more vulnerable.

- 1,071 (26.2%) of the 4,092 children reviewed during 2001 had no documentation regarding case manager/child contacts and thus likely did not have any contact.
- 219 (5.3%) of the 4,092 children reviewed during 2001 had documentation showing that no contact had taken place.
- 2,802 (68.5%) of the 4,092 children reviewed in 2001 had documented case manager contact within 60 days prior to the review.

managers have not had timely face-to-face contact with the children, as shown below:
Concern/Rationale for Recommendations: The Board is concerned that some case

Case Managers Need to Maintain Contact With the Children

Section IV – Contract Issues

Contracted Services Need More Clearly Defined Lines of Authority and Communication

Concerns/Rationale For Recommendations. The Board is concerned that core case management duties have been contracted out to the private sector, especially visitation monitoring, transportation, and agency-based placements (about 800 children are in agency-based placements). Contracting essential case management duties has added a layer of bureaucracy between the case managers and the children, increasing the likelihood that critical information is not shared and increasing the chances of poor outcomes for the children.

In many cases the quality and quantity of services has deteriorated; in fact, and many children and youth are not receiving the services they need. This practice has put children at risk in a number of ways, such as:

- Critical information is not being communicated or easily made accessible between the case manager and all the contractors in a case. This communication gap exists both from the case manager to the contractor and from the contractor to the case manager.
- In some cases, contracted staff have the only contact with the children, yet have few contacts with the case managers, and case managers often discount their observations. Contractors have reported having difficulty getting phone calls returned, which appears to be endemic.
- The cost of contracting with for-profit organizations limits the funds available to provide permanent case management for the children's cases.
- Children's cases do not achieve stability in a timely manner.

The Board has found that when a health or safety issue involving a service from a contractor is disclosed, children are often caught in the following no-win situation:

1. When a placement concern arises, it is difficult to know whether it is best reported to the CPS hotline, to the case manager, or to resource development, since HHS has not designated a single point of authority for these matters.
2. When the Board has reported concerns to these HHS staff members, a common response is "did you call the [other party]." That is not acceptable, per se.
3. Even when Board staff members have contacted all three parties, there is often no investigation to correct the situation.
4. While this is happening, the contractor may not take corrective action as it could be viewed as admitting fault.
5. Until the situation is resolved, children often remain at risk.

- A. Case managers for some reviewed children could not identify where the children were placed—only that they were in the custody of a particular contract provider. Some case managers did not know which other children were placed in the same home or how the other children's needs and behaviors could impact the child being reviewed. Without this information safety cannot be assessed.
- B. Serious abuse (severe burns, broken bones, concussions) has occurred in some agency-based placements as a result of a lack of supervision and misuse of restraints. (See the separate section on restraints in this commentary).
- C. Even after a clear pattern of abuse or neglect has been detected in certain agency-based placements, agencies have continued to place the child and/or other children in the questionable placement without resolving the placement problems.
- D. Many agencies fail to develop child-specific placements geared to meeting the physical, emotional, or behavioral needs of an individual child. Some

following troubling situations:

Concern/Rationale for Recommendations. Through reviews the Board has found the

therapeutic foster homes and group homes. organizations that contract with HHS and are responsible for recruiting, assessing, screening, training, supervising, and providing 24-hour support for many foster homes, **Background information:** Agency-Based Foster Care contractors are private

Agency-Based Placement Contracts

not happen. behaviors and help the children deal with situations regarding visitation. Often this does the children's foster placement so the placements can correctly interpret children's express this trauma. It is also important that these incidents be appropriately reported to that the service providers understand how children of different development stages may trauma that children experience where visits do not occur as planned or are disrupted, and It is very important that the persons delivering this service understand the emotional

understanding of the dynamics involved. casework, yet in some cases it is being delivered by persons with very little training or consistency of parental reactions to the children during visitations is at the core of **Concern/Rationale for Recommendations.** Monitoring the appropriateness and

Visitation and Transportation Contracts

The following is a brief overview of concerns with specific types of contract services and the Board's recommendations for system improvement.

1. Review the cost-effectiveness, efficiency, and wisdom of contracting for essential case manager duties. Reduce the use of private contracts for case management and increase the number of case managers. Define a reasonable caseload for HHS caseworkers.
2. Oversight must be increased.
 - Recommend to aggressively monitoring the services and placements that are currently contracted to private agencies.
 - Increase oversight of private agencies' decisions concerning the placement and services for children.
 - Provide a method of evaluating the effectiveness of agency-based placements. Implement immediate, proportional consequences for agencies that fail to meet strict guidelines regarding children's safety.
3. Implement immediate, proportional consequences for agencies that fail to meet strict guidelines regarding children's safety.

Recommendations Regarding Contracts:

Some facilities do an excellent job of providing care, but systemic deficiencies need to be addressed so that all agencies are held to appropriate and consistent standards of care.

Experience with the current structure of agency-based foster homes, group homes, and residential facilities shows that there is insufficient oversight of the agency-based system. This lack of oversight in some placements has resulted in poor care, and the lack of quick and effective response to this situation continues to put children at unnecessary risk in many of these facilities.

- E. In many reviewed cases, case managers did not have a copy of the agency-based foster home's home study—important background information needed for assessing appropriateness. In other cases, the agency's home studies have been seriously outdated (e.g., over 20 years old). Often, case managers have not reviewed the home studies.

[Editor's note: in 2002 new contracts were issued with a clause requiring contractors to provide HHS with a copy of the home studies; however, as of late 2002 there were still some agencies that were not providing home studies.]
- F. In some cases, case managers have never met the agency-based foster family. Procedures for licensing have been problematic. HHS has granted some licenses for agency-based foster homes without a review of the home study.
- G. Some agency-based foster homes have too many children placed in their care. No one appears to monitor the number of children in agency-based foster homes.
- H. The agency receives payment for its agency-based foster homes at a significantly higher rate than standard foster homes, yet in many cases the benefits are not getting to the children.

children in out-of-home care have experienced several placement moves while in agency-based care without the knowledge or consent of the case manager, guardian ad litem, or Court. Again, the abdication of control is significant, and any progress is reversed.

4. Clearly identify who within the bureaucracy is to investigate concerns regarding contractors and is to take action to correct the concerns.
5. Clarify all existing service provider contracts to include clear expectations regarding performance, lines of authority, and communication. Look at how communication now takes place between the case manager, the agency, and the agency-based provider. Examine communication breakdowns, and monitor performance.
6. Review communication protocols and procedures for use when a child is injured in an agency-based placement.
7. Withhold pay from service providers until their reports are provided to the case managers.
8. Hire permanent case aides to complete visitation. Provide case aides extensive instruction on how to correctly interpret parental actions, how to interpret the children's reactions at visitation, and how to help children deal with the trauma of moves to new facilities/homes.
9. Allow case aides to assist case managers with entering information on N-FOCUS CWIS so case managers can do the work they have been trained to complete.
10. Follow HHS policy and conduct home studies prior to placing children or within 30 days in an emergency situation. HHS should file the home study in the child's permanent record or in another easily accessible location where information would be available for caseworkers and for review of the case by the Board. Assure home studies completed by another entity are provided to HHS in a timely manner and included in the child's permanent file.
11. Conduct criminal background checks on all potential foster parents, including those from agency-based placements. Like home studies, this information should be readily accessible for caseworker review. (The 2001 HHS Nebraska Family Portrait lists a goal that "the Director's Task Force will meet and set the standards related to criminal background checks")

Section V – Placement Issues

Additional Placements Need to be Developed, Especially Specialized Placements

Concern/Rationale for Recommendations: The Board is concerned that a lack of appropriate placements means children are often placed where beds are available rather than where their needs can best be met. These placements frequently do not meet the needs of individual children, causing difficulties, conflict, and eventual removal from the placement. This harms the child further, resulting in a child with even higher levels of needs and less likelihood of successful outcomes.

The Board is also concerned that the mixture of children in shelters and group homes often places very vulnerable children in the same environment, possibly even the same room, as other children who have exhibited physically or sexually aggressive behaviors. It would be difficult for any facility to keep children safe under such circumstances.

There are significant shortages of traditional foster homes, therapeutic foster homes, group homes, residential care facilities, and therapeutic placements for specific needs, such as violent youth, sexual perpetrators, young children who have been sexually abused, emotionally disturbed children, children with a dual-diagnosis (e.g., substance abuse and mental health issues), pregnant girls, and children with severe behavior problems. The shortfall is especially acute west of Grand Island.

Compounding the situation:

- Many children already in the system are denied services at the level of care needed due to financial reasons and/or due to placement and service deficits.
- There are more children entering the child welfare system, and those children often display higher levels of treatment needs due to the chronic or severe nature of the abuse or neglect they have suffered.
- [Editors note: During 2002, Group Home II's were eliminated. A new level of care - Enhanced Treatment Group Homes - was developed. The Board will monitor these placements and report the outcomes.]

Many treatment placements have closed or accept only private-pay placements due to the number of treatment denials by ValueOptions, which was the company that had the State's contract for providing managed mental health care services for children and youth during 2001. The contract with ValueOptions expired in 2002.

Recommendations:

1. Increase HHS' focus on placement development to meet the following special needs:

- Therapeutic placements for violent or aggressive children;
- Treatment placements for sexual abuse victims or children sexually acting out;
- Placements equipped to handle disabled children;
- Therapeutic placements for emotionally disturbed or traumatized children;
- Placements that specialize in the needs of children who have committed law violations;
- Treatment placements for children with a dual-diagnosis (e.g., substance abuse and mental health issues);
- Placements able to handle the medical and emotional needs of pregnant girls and adolescents; and
- Placements for children with severe behavioral problems.

2. Diligently work to recruit and retain therapeutic foster homes, group homes, and residential care facilities, especially in the western part of the state. (This goal is also in the HHS Nebraska Family Portrait Initiative.)

3. Explore the possibility of using state resources, such as using the Nebraska Center on Children and Youth (NCCY) campus as a child-caring facility.
4. Implement a clear plan for oversight of agency-based foster care to ensure that children are not at risk in an agency-based placement and that the placement is appropriate for the children's needs.
5. Improve consistency of licensing practices and standards to ensure safety for children in out-of-home care. (This goal is also in the HHS Nebraska Family Portrait Initiative.)

To Retain Quality Foster Parents Case Managers Need to Give Them Sufficient Information and Support

Concern/Rationale for Recommendations: The Board is concerned that foster parents who have provided many children quality care left the system because of the following issues:

1. Support from case managers was unavailable when problems arose,
2. Adequate background information was not given on children placed with them, and/or
3. Sufficient respite care⁷ was unavailable.

⁷Respite care is limited time away from the children in order to complete actions where the children cannot or should not be present, such as when foster parents attend continuing education classes.

The Board believes that the fragmentation of the case manager's position, and the additional layers of bureaucracy created by the agency-based care system (discussed elsewhere in this commentary) have decreased effective communication between foster parents and caseworkers. This lack of communication must be addressed if children are to be safe and healthy in their placements.

Many foster parents also report that case managers display an attitude that foster parents are not an essential member of the team assisting the children and families. Foster parents report that case managers often do not inform them when there are changes in children's plans and that they are also not included in the planning process.

Providing Essential Background Information on the Children

When conducting reviews the Board is required to ask whether the children's foster parents had been given children's educational and health records. With the exception of a few recent emergency placements, this information should be provided to all foster parents. The Board found that many foster parents were given this information, but a significant minority (33.3%) was either not given the records or provision was unable to be determined.

The statistics below are on medical records for the 945 children age birth through five reviewed during 2001.

- 142 (15.0%) of 945 pre-school children's foster parents had not been given the child's medical records.
- 173 (18.3%) of 945 pre-school children's HHS file documentation did not indicate if the foster parents were given the child's medical records and the foster parents were unable to be reached at the time of review to clarify this, and
- 630 (66.7%) of 945 pre-school children's foster parents had been given the child's medical records,

Communication gaps do appear, and can lead to serious consequences. The Board has reviewed cases where the foster parents were not informed of children's allergies to common medications and where foster parents were not informed of medical conditions. Potentially life-threatening events have occurred as a result. Many foster parents also report that children's immunization records have not been provided, leading to difficulty with preschool and school enrollments.

In addition, foster parents need to be given background information on the children placed with them in order to ensure the safety of themselves, their families, the children being placed with them, and other children entrusted to their care. This is especially true for children who are exhibiting physical aggression, sexualized behaviors, or destructive behaviors as a result of the abuse or neglect they have endured.

Foster parents have not always been able to obtain requested additional training in behavioral management for children with attachment disorders or children who had experienced severe or chronic abuse or neglect. The behaviors associated with these conditions can be very frustrating, so information that these behaviors could be expected and tips on how to manage the behaviors could be very beneficial. [Editor's note: The Nebraska Foster and Adoptive Parents Association is working in 2002 to provide support and training on pertinent issues to foster parents.]

Foster parents also have indicated significant concerns with transitional planning for children. Children changing foster homes are often not given the opportunity to develop a relationship with the new foster parents prior to their placement, and children are often removed from foster homes with very little chance to say "goodbye" or retain important relationships.

Recommendations:

1. Recognize that foster parents are a vital component of the system.
2. Place a medical cover sheet at the front of every child's file so that essential information can be easily consolidated and shared with all appropriate parties as necessary. This is a procedure that HHS in Grand Island has implemented at the Board's request, and it appears to be working well.
3. Implement well-supervised procedures to ensure that foster parents are given essential background information on the children being placed with them, including health and education records.
4. Provide foster parents with training to address the more complex problems being presented by children today, and to give them the support and respite they need. (The HHS Nebraska Family Portrait Initiative includes plans for training the trainers and in-service training for foster parents and staff. The Board supports these goals).
5. Continue exploring the creation of "professional foster parents" that is, foster parents who are provided enough in wages to be in the home providing daily care for a limited number of children in a home setting.

Reunification Attempts (Placements with Parents) Must Be Well Planned So They Do Not Put Children at Risk

Concern/Rationale for Recommendations: The Board is concerned that 42.8% (2,238 of 5,232) of children removed from their home during 2001 had gone through at least one failed reunification attempt. This means that children have experienced unnecessary abuse, neglect, or trauma. As mentioned earlier in this report, the negative effects of multiple separations on brain development and children's behaviors are significant.

1. Write clear, appropriate plans with services, goals, and timetables and carefully document parental compliance with the plan so that if parents are non-compliant alternative permanency can be pursued. Include biological families in the

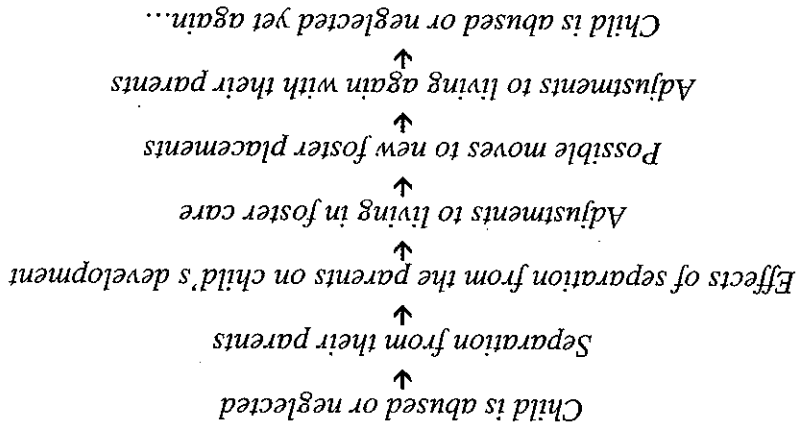
Recommendations:

Since many children in care come from families highly resistant to change, the Board recommends that HHS investigate programs such as the one in Washington State where there are special units that work with these types of families. Efforts must be made to greatly reduce the number of children experiencing failed reunification attempts.

Failed reunification can cause serious, life-long harm to children and youth's ability to grow, develop, cope, and adapt. The Board has repeatedly expressed its concern about the practice of reunifying families in which the parents show little or no interest or ability in parenting their children. Of special concern are the chronically violent families where the children's safety is at risk.

- Children are removed from the home, but the root cause of the abuse is plea-bargained out of the petition, so the court cannot order the parents to services on those issues.
- Children are removed from the home due to a situation that is never resolved, are returned home, then removed again for the same reason(s).
- Children are removed from the home and reunification occurs prematurely, before the parent(s) is ready to reassume the responsibilities of parenthood.
- Children are removed from the home and then reunified because appropriate placements cannot be found.
- Young children who were in care act out later as adolescents, and subsequently are returned to care.
- Case managers assume the practice is to attempt reunification with all parents, even when it can be predicted to be unsuccessful.

The Board has identified the major reasons that children return to care:



The Cycle of Failed Reunification Attempts

- planning process and provide them and their attorneys a clear explanation of what the family must accomplish to get the children returned.
2. Conduct better assessments of the families and focus reunification efforts on families who have expressed a desire to change.
 3. Eliminate the practice of attempting reunification with parents who cannot or will not parent in order to eliminate failed reunifications, further abuse, and repeat episodes in out-of-home care.
 4. Provide appropriate remedial services to families who are identified as willing to work on new behaviors.
 5. Continue implementation and monitoring of the guidelines outlined in the Adoption and Safe Families Act, where child protection and best interests replace family reunification as the guiding policy for child welfare agencies.
 6. Follow the guidelines outlined in the Adoption and Safe Families Act where reunification need not be pursued in:
 - Cases of murder or voluntary manslaughter of another child by the parent,
 - Felony assault that results in serious bodily injury to a child,
 - Abandonment,
 - Torture,
 - Chronic abuse,
 - Sexual abuse, or
 - Previous involuntary termination of parental rights of a sibling.
 7. Reduce the time given parents whose children are re-removed from the home to show significant progress before consideration is given to termination of parental rights⁸ and moving the case to alternate permanency. This time should be reduced to six months and the system should move to ensure services are in place to accelerate this timeframe.
 8. Increase the accessibility of services to adoptive parents and legal guardians to prevent children from returning to care in order to access services.

Children Need to Be Stabilized in Foster Care

Concern/Rationale for Recommendations: The Board is concerned that 51.4% (2,860 of 5,559) of the children in care Dec. 31, 2001, had experienced four or more placement disruptions and 1,992 (35.8%) had experienced six or more placements. Children who experience a number of disruptions have an increased probability of depression, confusion, short-term memory loss, learning problems, and/or behavioral impairment.

Each placement disruption is likely to increase the children's trauma, distrust of adults, and negative behaviors, making future successful placements even more difficult and negatively impacting the children's normal growth and development.

⁸ The Nebraska Supreme Court has stated, "A child should not be left suspended in foster care and should not be required to exist in a wholly inadequate home. Further, a child cannot be made to await uncertain parental maturity." In Re Interest of JS, SC, and LS, 224 Neb 234 (1986)

Even under ideal circumstances, separations of children from caregivers to whom they are attached can cause negative impacts for many years, and can have life-long consequences.

"Adults must remember that once new attachments are formed, separation from these substitute parents is no less painful and no less damaging to the child than separation from birth or adoptive parents."⁹

The damage done to children by multiple changes in caregivers can be severe and life-long. Research shows that many of the adolescents and young adults who are violent, lack empathy, or are severely mentally ill started their lives as one of these children who experienced multiple losses. Conversely, research has shown that the presence of even one positive attachment figure can be a protective factor to promote resilience in children who suffer trauma or separation.¹⁰

Children are often moved because:

1. The lack of appropriate placements resulted in a placement where a bed was available rather than where the children's needs could be met.
2. Foster parents are unprepared for children's typical grief reactions, and unaware that it is necessary and expected that children will grieve their loss whenever they are separated from either a parent or a foster parent to whom they have become attached.
3. Many in the child welfare erroneously assume that young children are not impacted by placement changes; and are unaware research clearly indicates that each movement has a lasting effect on children of all ages and that placement changes should be avoided as much as possible.
4. If the new placement is unable to handle the children's grief behaviors, children are often moved again rather than providing services or support to prevent a placement disruption. This sets up another grief cycle.

Experts recognize that it is reasonable to expect children to have a maximum of two placements, such as an emergency shelter where an assessment can be made to determine the most appropriate placement, and then the appropriate placement can be secured. Unfortunately, more than 1 out of every 2 children in out-of-home care do not experience this type of continuity of caregivers.

Recommendations:

1. Identify relatives and non-custodial parents within the first 120 days of a child's placement so that delayed identification does not result in unnecessary moves.

⁹ J. Freud Goldstein and A. J. Solnit, *Beyond the Best Interests of the Child*, c. 1973.
¹⁰ Susan Downs et al, *Child Welfare and Family Services Policies and Practice*, c. 1991, page 280.

2. Adapt the model Utah is using, in which children under age six must be placed into a prospective foster/adoptive home when they enter care to reduce children's placement disruptions should the case plan change to adoption.
3. Recruit, develop, and retain child-specific placements for young children, especially those with special physical, emotional, or behavioral needs.
4. Provide on-going specialized training to all foster parents, case managers and supervisors on the importance for children to bond and form attachments to their caregivers.
5. Implement foster parent retention steps such as:
 - Recognition that foster parents are a vital component of the system;
 - Access to round-the-clock immediate and effective support when issues arise;
 - Provide health and educational records to foster parents upon placement or within a few hours of placement;
 - Provide other background information, such as likely behaviors (e.g. sexual acting out, fire starting, rages) when children are placed in foster homes and facilities;
 - Continue work to create "professional foster parents" that is, foster parents who are provided enough in wages and benefits to be in the home providing daily care for a limited number of young children in a home setting and assure that the children can remain in this home as long as needed regardless of whether Medicaid will continue to pay for this level of care; and
 - Offer additional training on child development, bonding and attachment, and effective methods of behavior modification, and specialized training as needed.
6. Award grants or contracts with entities to provide Multidimensional Treatment Foster Care (MTFC). The objectives of a MTFC program are to provide children and youth who have serious and chronic behavioral problems with close supervision, fair and consistent limits, predictable consequences for rule breaking, a supportive relationship with at least one mentoring adult, and limited exposure and access to delinquent peers. MTFC is based on the philosophy that for many children and youth who exhibit antisocial behavior, the most effective treatment is likely to take place in a community setting, in a family environment in which systematic control is exercised over the children's behaviors.
7. Build the capacity of out-of-home placements to match the population of children, their location, and their needs.
8. Develop a sufficient capacity of shelter beds to accommodate all children entering out-of-home care, for a stay of up to 30 days. This would ensure a thorough assessment of the child's placement needs and increase the likelihood of an appropriate ongoing placement.
9. Monitor placement providers closely and consistently.
10. Develop placements for children and youth with multiple or specialized needs.
11. Implement guidelines designating who should make placement, treatment, and service decisions for children and youth in out-of-home care and put into practice effective means to monitor and review these decisions.
12. Require relative caregivers to pass the same standards as other foster care providers to ensure that children are safe and well cared for.

Stable Foster Placements Can Produce Amazing Results

The Board has reviewed cases where stability in placements has proved extremely beneficial for the child. In the case below, one can only wonder how this boy's life would have been different if he had achieved this level of stability and grief intervention at an earlier age.

"Jimmy" suffered the tragic loss of a parent when he was about 5 years old. He began getting in trouble with the law at age 7, for theft of a neighbor's sports equipment. From that time on he was periodically in foster care. He later was involved in vandalism episodes and burglary. During this time, "Jimmy" was in 9 different placements, including the Kearney Youth Rehabilitation and Treatment Center.

His 10th set of foster parents had experience dealing with troubled adolescents, and experience dealing with children in grief. They understood that he was afraid to get close to them, because of the number of broken bonds he had in the past. They helped him to choose to be drug and alcohol free. They helped him choose to use his intellect to excel at school. "Jimmy" has been in his home for nearly two years. Now he is on the honor roll and about to enter college. This is an example of a youth who was able to overcome adversities and achieve positive things through the stability he gained with a trained and committed pair of foster parents who understood the principles of grief and attachments.

Kinship Care Decisions Need to Focus on Maintaining Children's Existing Relationships with Safe, Appropriate Family Members

Definition: Some children in out-of-home care receive daily care from relatives instead of from non-family foster parents, in a practice known as kinship care. Kinship care was put in place to allow children to keep intact *existing* and appropriate relationships/bonds with appropriate family members and to lessen the trauma of separation from the parents.

Given what is known about children's brain development and their need to form and maintain close bonds to the primary adults around them, a quick determination of the appropriateness of a relative placement makes a great deal of sense. If the relative is an appropriate placement, the children suffer the minimum disruption possible and are able to stay with persons they already know who make them feel safe and secure. Thus, kinship care is especially beneficial when children have a pre-existing positive relationship with a particular relative.

If relatives are not an appropriate placement, then an appropriate non-family caregiver can be secured for the children and the children can begin the process of adapting to their new environment. Kinship placements are not appropriate if the relative cannot establish

- boundaries with the parent, or is in competition with the parents for the children's affection, or if there is any indication that the relative has abused other children (or the child's parents) or allowed their abuse.
- Concern/Rationale for Recommendations:** The Board is concerned that many children are moved to relatives who are virtual strangers due to decisions that are based only on familial ties, not on the children's best interests. **Many case managers have the misperception that whenever a relative is found, children must be moved to the relative's home regardless of the lack of a previous relationship with the relative, the length of time the children have been in care, the children's attachments to the current non-relative foster parents, or the likelihood the children may suffer significant trauma as a result of the move.**
- The Board has reviewed cases in which suitable relatives came forward at the beginning of a case, and they were either never appropriately evaluated as potential placements for the children or their evaluation was so delayed that the children had already formed bonds with their non-relative care givers.
- The Board has reviewed the cases of children who have been moved after living for years with suitable non-relative caregivers. As a result, bonds to caring non-relative adults that children have formed over a significant portion of their young lives are broken without cause, based on an inflexible, non child-specific policy regarding relatives. Furthermore, these moves are often made in a manner that further traumatizes the children by not providing for appropriate transitions.
- Neither practice conforms to the language or intent of the Adoption and Safe Families Act (1998 Nebraska, based on 1997 federal legislation). The Act is clear that the health, safety, and well being of the child is always to be the overriding concern in decisions about the child, including placement decisions.
- Recommendations:**
1. Identify relatives at the beginning of each case and assess their previous relationship with the children and ability to safely care for the children.
 2. Establish paternity quickly in the case of every child who must be removed from the home by encouraging county attorneys and HHS to work together on the issue so that paternal relatives can be identified and assessed quickly;
 3. Provide on-going specialized training to all relative caregivers on the importance for children to bond and form attachments to their caregivers.
 4. Provide relative caregivers access to round-the-clock immediate and effective support when issues arise, and provide them with health and educational records on a timely basis.
 5. Ensure that a kinship placement is not selected simply because of biological connections, but rather because it is a safe, appropriate placement with someone the children already know and trust.

Section VI – Restraint Issues

Policies Need to be Implemented to Reduce the Number of Restraints Used on Children and Youth

Definition: Restraints include physical restraints (also called takedowns), chemical restraints, confined isolation, and prolonged deprivation of food. Some children are subject to more than one type of restraint. Many of the children had multiple episodes of restraints, including some having more than one restraint per day.

Concern/Rationale for Recommendations: The Board is concerned that 329 children (8.0%) of the 4,092 children reviewed had file information indicating restraints were used on them during the six months prior to the review. *This is especially concerning given that there is no requirement that a restraint against a child be documented.* It can reasonably be concluded the actual number of children being restrained was significantly higher.

Another concern is that many of the children that had documented restraints have limited intellectual functioning, and thus are very vulnerable to abuse by adult caregivers. These children, especially, need programs tailored to their specific needs and abilities that can keep them safe with minimal physical interventions.

The following is a breakdown of the types of restraints the 329 children experienced:

- 343 children who were physically restrained (including 2 who had bones broken as a result of the restraint),
- 86 children who were placed in confined isolation (sometimes for hours),
- 53 children who were chemically restrained,
- 3 children who had food withheld (including a diabetic child), and
- 12 who had documentation that mentioned a restraint, but did not specify which kind.

[*Editors note: In 2002 newspapers reported that a Nebraska foster child who died during a possible restraint. The death is reportedly still under investigation.*]

The Board finds that restraints should be a very rare last option that is used only when all other forms of behavioral controls have failed and the children's or the staff's safety is in jeopardy.

The Board acknowledges that some of the children and youth in care display some very challenging and aggressive behaviors. However, the Board is concerned that some facilities now use restraints as the *primary* method of behavioral control – even though

In addition, group home providers report that they have an increasingly difficult time finding qualified staff for the wages they are able to pay. As a result, they hire younger, less educated, and less experienced staff, which in many cases are college students not

1. HHS has no policy limiting or monitoring the use of restraints. [Editors note: At the time this report was written HHS was in the process of writing policy.]
2. Some providers appear to base their program on an assumption of using restraints as the primary method of behavioral control instead of using proven behavioral de-escalation techniques.
3. Some placements do not have programs to effectively deal with children's behaviors before an incident occurs, or if programs exist, staff is not adequately trained.
4. The service and placement providers' contract currently states that HHS accepts the written program of the facility without change. Many of these written programs authorize use of physical, chemical, and/or isolation restraints for youth placed at the facility.
5. The "no eject, no reject" clause in HHS contracts has resulted in some inappropriate placements. This clause states that facilities cannot turn down a youth being placed at the facility and cannot have the child removed if the facility is not appropriate. Because this negatively affects the need levels and mixtures of youth at facilities, the use of restraints to respond to incidents has increased.
6. In some instances, lack of appropriate staffing levels and lack of staff training have led to the inappropriate use of restraints.
7. Throughout the system, there are problems with the decision-making process used when placing children at facilities.

Reasons for the Increased Reliance on Restraints

Based on review information it appears that restraints are more likely to occur because:

The Board is concerned that while there are protections against unnecessary restraints for the vulnerable elderly, there are no such protections for Nebraska's vulnerable foster children.

receiving in the parental home.

The Board has a number of concerns regarding excessive use of restraints. Restraints do little to teach children self-control and increases the children's anger and frustration. Restraints increase the risk of injury to the children and staff, rather than decrease the risk. Restraints convey the message that it is acceptable for those with power to use physical force to get what they want from those without power, which has alarming implications for those youth who go on to have families of their own. **In many ways excessive restraints are little different than the abusive treatment many were**

other behavioral control methods have proven to increase the children's ability to control their own behaviors and decreased the number of acts of physical aggression that children see modeled as acceptable adult behaviors.

much older than the youth for whom they are providing care. Group homes also experience a high rate of turnover with staff leaving for higher paying positions before they are able to develop any expertise in dealing with troubled young people. Thus, some group home staff are unable to de-escalate a troubled child's behaviors without resorting to physical measures.

There are Reasonable Alternatives to Restraints

Research, and the experience of group homes that rely on de-escalation techniques, proves that even with the most violent youth, de-escalation techniques often greatly reduces the need for physical restraint. Some group homes have made an effort to incorporate these de-escalation techniques into expected staff behavior and training. In these facilities restraints are very rare. Some group homes have clear policies on how they monitor any restraints in their facilities, while others do not.

Further, many of the behaviors that precipitate restraints could have been reduced if the children's needs had been successfully addressed at a younger age.

Recommendations:

1. Include clear expectations regarding the use of de-escalation techniques and a requirement for proof of training in prevention and de-escalation techniques in all contracts for service and placement providers. Review HHS standard contracts to address concerns regarding restraints. Develop restraint-free therapeutic care environments and programs with the intent to eliminate the use of physical restraints.
2. Develop, implement, and monitor a policy to ensure appropriate use of restraints. Develop uniform documentation of all restraints and review both internally and externally by trained professionals for safety and appropriateness. Subject every restraint incident to mandatory outside review.
3. Implement programs that address youth's behaviors.
4. Provide training to group home staff emphasizing alternatives to restraints, including comprehensive de-escalation techniques.
5. Set competitive salary guidelines and qualifications for staff dealing directly with children in group settings to attract quality staff.
6. Re-examine the "No Eject - No Reject" clause in HHS contracts and re-examine the ability of placements to cope with the needs and behaviors of certain mixes of children and youth. If the facility is unable to provide for the safety or other needs of a proposed new resident due to mixture of children or youth in the placement or other factors, the facility must be able to decline.
7. Implement clearer guidelines for placement decisions, treatment decisions, and service decisions and put into practice effective means to monitor and review these decisions.
8. Implement the measures described elsewhere in this document to ensure that children's needs are met at a younger age.

¹¹ This clause states that facilities cannot turn down a youth being placed at the facility and cannot have the child removed if the facility is not appropriate.

***“Children have never been very good at listening to their
elders, but they have never failed to imitate them.”***

--James Baldwin



TABLE 1

SOME CHARACTERISTICS OF CHILDREN IN FOSTER CARE - 2001

(A Ten-Year and One-Year Comparison)

Who are the Children?

Children in Out of Home Care on Dec. 31st - A Comparison

	1991	2000	2001
	5,210	6,286 ¹	5,559

**Children in Out-of-Home Care on Dec. 31st
By Age**

	1991	2000	2001
Infants & Preschoolers (0-5)	1,271	1,366	1,293
Elementary School (6-12)	1,209	1,561	1,271
Young Teens (13-15)	1,120	1,432	1,285
Older Teens (16+)	1,610	1,862	1,670
Age not reported	0	65	40
	5,210	6,286 ¹	5,559
	100.0%	100.0% ²	100.0%

**Children in Out-of-Home Care on Dec. 31st
By Race**

	1991	2000	2001
White	3,611	3,727	3,332
Black	813	1,090	993
Native American	214	478	383
Hispanic	307	427	295
Asian	83	81	99
Other or Race Not Reported	182	483	457
	5,210	6,286 ¹	5,559
	100.0%	100.0%	100.0%

¹ The number of children in out-of-home care on Dec. 31, 2000, was overstated due to problems with HHS not reporting when many children returned home or otherwise achieved permanency. Verification efforts during 2001 indicated that approximately 5,800 children were actually in out-of-home care at that time.

² Due to rounding on individual items this does not total exactly 100.0%.

continued...

Explanation of Table 1—This table compares some characteristics of children in foster care from 1991, 2000, and 2001. Most categories are taken from the 5,559 children who were in out-of-home care on 12-31-2001, unless otherwise marked. Some percentages in this table may not equal 100% due to rounding.

TABLE 1 (continued)

Who are the Children? (continued...)

Children in Out-of-Home Care on Dec. 31st
By Gender

	1991	2000	2001
Male	2,975	3,448	3,050
Female	2,235	2,771	2,431
Gender not reported	0	67	78
Total in care Dec. 31st	5,210	6,286 ¹	5,559
	57.1%	54.9%	54.9%
	42.9%	44.1%	43.7%
	0.0%	1.0%	1.4%
	100.0%	100.0%	100.0%

Children in Out-of-Home Care on Dec. 31st
By Number of Placements Experienced

	1991	2000	2001
Total in care Dec. 31st	5,210	6,286 ¹	5,559
	100.0%	100.0%	100.0%
# in 4 or more foster homes	1,698	3,026 ^{1,2}	2,860 ²
	32.6%	48.1%	51.4%
# in 6 or more foster homes	1,068	2,071 ^{1,2}	1,992 ²
	20.5%	32.9%	35.8%

Children Reviewed by the Foster Care Review Board

	1991	2000	2001
	1,642 ³	3,648	4,092

Number of Local Foster Care Review Boards

	1991	2000	2001
	29 ³	56	59

Reviewed Children by Length of Time in Foster Care

	1991	2000	2001
Total children reviewed	1,642 ²	3,648	4,092
	100.0%	100.0%	100.0%
# In care at least 2 years	806	1,893	1,998
	49.1%	51.9%	48.8%
# In care at least 5 years	256	615	553
	15.6%	16.9%	13.5%

¹The Number of children in out-of-home care on Dec. 31, 2000, was overstated due to problems with HHS not reporting when many children returned home or otherwise achieved permanency. Verification efforts during 2001 indicated that approximately 5,800 children were actually in out-of-home care at that time.

²The number of children experiencing multiple placements is understated due to a lack of reports by the Department of Health and Human Services on children's placement changes following implementation of the N-FOCUS computer system in 1997.

³This was prior to LB642 (1996) that increased the scope and funding for the FCRB.

continued...

TABLE 1 (continued)

Where are the Children?

Children in Out-of-Home Care on Dec. 31st
by Type of Placement

	1991	2000	2001
Foster home	1,469	2,501	2,392
	28.2%	39.8%	43.0%
Group home	375	1,347	1,195
	7.2%	21.4%	21.5%
Relatives	445	884	690
	8.5%	14.1%	12.4%
See 'other' below	209	267	573
	4.0%	4.2%	10.3%
Jail/Youth Development Center	500	189	126
	9.6%	3.0%	2.3%
Emergency Shelter	100	118	211
	1.9%	1.9%	3.8%
Adoptive home, not final (private)	See 'other' below	108	112
		1.7%	2.0%
Runaway, whereabouts unknown	15	33	74
	0.3%	0.5%	1.3%
substance abuse facility	45	62	25
	0.9%	1.0%	0.4%
Center for Develop. Disabled	45	45	45
	0.9%	0.8%	0.8%
Independent living	55	23	30
	1.1%	0.4%	0.5%
Foster/Adoptive homes	51	17	43
	0.9%	0.3%	0.8%
Medical facility, nursing home	166	9	2
	3.2%	0.1%	>0.1%
Child Care Agency	1,780	145	41
	34.2%*	2.3%	0.7%
Other or type not reported	5,210	6,286 ¹	5,559
	100.0%	100.0%	100.0%

*includes jail/youth development center and runaways

Children in Out-of-Home Care on Dec. 31st
By Closeness to Home (Proximity to Parent)

	1991	2000	2001
In same county	2,152	3,196	2,719
	41.3%	50.8%	48.9%
In neighboring county	698	893	866
	13.4%	14.2%	15.6%
In non-neighboring county	412	1,201	1,084
	7.9%	19.1%	19.5%
Combined below	242	242	219
	3.9%	3.9%	3.9%
Child in other state	Combined below	225	116
	3.1%	3.6%	2.1%
Parent in other state	161	See above	See above
	3.1%		
Either parent or child in another state	1,787	529	555
	34.3%	8.4%	10.0%
Proximity not reported	5,210	6,286 ¹	5,559
	100.0%	100.0%	100.0%

¹The Number of children in out-of-home care on Dec. 31, 2000, was overstated due to problems with HHS not reporting when many children returned home or otherwise achieved permanency. Verification efforts during 2001 indicated that approximately 5,800 children were actually in out-of-home care at that time. ²This column does not total exactly 100% due to rounding on individual items.

continued...

TABLE 1 (continued)

What Happened to the Children?

Children Who Left Care
By Reason

	1991	2000	2001
Returned to parents	1,903	2,212	2,373
	51.8%	51.1%	49.8%
Released from corrections	110	844	874
	3.0%	19.5%	18.4%
Reached Age of Majority (19th birthday)	256	261	225 ¹
	7.0%	6.0%	4.7%
Adopted	528	268	140
	14.4%	6.2%	2.9%
Court terminated (no reason given)	60	96	107
	1.6%	2.2%	2.2%
Guardianship	202	6	2
	5.5%	0.1%	<0.1%
Custody transferred	20	2	1
	0.5%	>0.1%	>0.1%
Marriage or Military	594	263	657 ¹
	16.3%	6.1%	13.8%
Other/reason not reported	3,673	4,333 ²	4,762
	100.0%	100.0%	100.0%
Total left care during year			

Children in Care on December 31st of Each Year
By Number of Times Removed From Home

	2000	2001
In care - initial removal	3,693	3,292
	58.7%	59.2%
In care - had prior removal	2,593	2,267
	41.3%	40.8%
Total in care Dec. 31st	6,286 ²	5,559
	100.0%	100.0%

Children Who Entered Care During the Calendar Year
By Number of Times Removed From Home

	2000	2001
Entered care - initial removal	2,876	2,994
	54.5%	57.2%
Entered care - had prior removal	2,405	2,238
	45.5%	42.8%
Total entered care during year	5,281	5,232
	100.0%	100.0%

¹The number of adoptions completed is understated due to the number of reports from HHS indicating children left care, but not indicating the reason for leaving care.

²The Number of children in out-of-home care on Dec. 31, 2000, was overstated and the number leaving care was understated due to problems with HHS not reporting when many children returned home or otherwise achieved permanency. Verification efforts during 2001 indicated that approximately 5,800 children were actually in out-of-home care at that time.

³This was prior to LB642 (1996) that increased the scope and funding for the Board.

TABLE 2

**NUMBER OF LIFETIME PLACEMENTS OF HHS WARDS
BY HHS SERVICE AREA**

By County of Placement

HHS Service Area	1-3 Placements	4-6 Placements	7-9 Placements	10 or more Placements	Total Children
Western	85	49	30	30	194
Southwest	131	88	35	44	298
Central	324	161	93	183	761
Southeast	491	224	126	225	1,066
Eastern	861	442	259	357	1,919
Northern	219	117	52	88	476
Other States	48	62	36	61	207
Not Reported	1	1	0	1	3
Totals	2,160	1,144	631	989	4,924

By County of Court that Committed Child to Care

HHS Service Area	1-3 Placements	4-6 Placements	7-9 Placements	10 or more Placements	Total Children
Western	99	73	40	53	265
Southwest	153	98	42	63	356
Central	290	140	83	126	639
Southeast	530	240	114	225	1,109
Eastern	861	451	284	411	2,007
Northern	216	141	65	109	531
Voluntary (No court)	2	0	0	0	2
Not Reported	9	1	3	2	15
Totals	2,160	1,144	631	989	4,924

Explanation of Table 2—The Department of Health and Human Services includes children under Child Protective Services, the Office of Juvenile Services (including Geneva and Kearney Youth Rehabilitation and Treatment Centers, and Juvenile Parole), and the Lincoln Regional Center. During the majority of 2001, Health and Human Services was divided into six service areas. [See map on next page for district boundaries]

The first table shows the number of children by area using the county where the child was placed (living) as of 12-31-2001. The second table shows the number of children by area using the county of court commitment.

The number of children experiencing multiple placements is understated due to a lack of reports by the Department of Health and Human Services on children's placement changes.

On any given day approximately 208 children are placed in other states. While some of these children are placed with relatives or foster parents who have moved out of state, some were placed in expensive institutions and special schools because Nebraska does not have placements within the state that meet their special needs.

A greater percentage of children in the Eastern and Southeast areas are placed in the same county because of the increased availability of placements and resources in these areas. The Review Board is concerned about the lack of appropriate placements for children, especially in rural Nebraska.

This table shows where state wards from each Nebraska Health and Human Services area were placed in relationship to their parents on 12-31-2001. Locations have been broken down by "same county," "neighboring county," "non-neighboring county," "other state - child," "other state - parent," and "unknown proximity". The table is by county of court commitment, i.e., the original county the child came from. The "unknown" column indicates children who either were not placed by a court, were newly reported children on whom only preliminary information had been received by 12-31-2001, or children whose parent's whereabouts are unknown.

Explanation of Table 3—The Department of Health and Human Services includes children under Child Protective Services, the Office of Juvenile Services (including Geneva and Kearney Youth Rehabilitation and Treatment Centers, and Juvenile Parole), and the Lincoln Regional Center. During the majority of 2001, Health and Human Services was divided into six areas. [See map on previous page for district boundaries]

HHS District	Same County	Neighboring County	Non-Neighboring County	Parent in Other State	Child in Other State	Un-reported	Total Children
Western	90	42	98	9	16	10	265
Southwest	148	78	99	10	13	8	356
Central	252	171	177	11	14	14	639
Southwest	600	141	292	4	31	41	1,109
Omaha Metro	1,353	268	177	42	122	45	2,007
Northern	176	133	180	16	12	14	531
Voluntary	1	0	0	0	0	1	2
Not Reported	5	3	4	0	0	3	15
Totals	2,625	836	1,027	92	208	136	4,924

TABLE 3
NUMBER OF HHS WARDS PLACED IN THE
SAME, NEIGHBORING, OR NON-NEIGHBORING COUNTIES
IN RELATION TO THEIR PARENT(S)
BY HHS AREA OF ORIGIN

TABLE 4

COST OF OUT-OF-HOME CARE ROOM AND BOARD BY PLACEMENT TYPE

Placement Type	# of Children	Cost per child per month	Minimum monthly cost
Foster Home	2,392	\$222 - \$1,200, or \$1,875 ¹	\$736,694 ⁹
Group Home or Residential Treatment Center	1,195	\$1,935, \$2,670, \$5,794 ²	\$4,145,235 ¹⁰
Relative Placement	690	\$222-\$1,200 ³	\$153,180 ¹¹
Jail/Youth Development Center	573	\$3,300-7,500 ⁴	\$2,093,100 ¹²
Adoptive Home - Not Final [private]	212	\$0	0 ¹³
Emergency Shelter	126	\$839, 1,785, 3,225 ⁵	\$245,658
Runaway/Whereabouts Unknown	112	\$0	0
Psychiatric or Substance Abuse Treatment Facility	74	\$4,920 ⁶	\$364,080
Other (School, Job Corps)	72	\$222 - \$1,200 (est.)	\$15,984 ¹⁴
Independent & Semi-Ind. Living	45	\$352	\$15,840
Adoptive Foster Home - Not Private	29	\$222-\$1,200 ⁷	\$6,438
Center for Develop. Disabled	25	\$2,400	\$60,000
Medical Facility	12	\$22,872 ⁸	\$274,464
Child Care Agency	2	\$6,150 (est.)	\$12,300
Children in Care on Dec. 31, 2001	5,559	Minimum monthly cost	\$8,122,973
Minimum Annual Cost			\$97,476,676

Explanation of Table 4—This table shows the number of children on 12-31-2001, and would be representative of the number of children and mix of placements on any given day. In cases where there is a range of costs, the lowest amount has been used unless otherwise noted. These costs reflect the basic board rate for the children. **Medical expenses, counseling fees, special needs amounts, school tuition, case worker/supervisor salaries, judicial system costs, and other non-room and board costs are not included in the above amounts.**

Facts About the Rates

¹ HHS determines the maintenance payment for a child in foster family home or in relative care by the age of the child and the child's needs as scored on the FCPAY Checklist. Payments for children from age 0-5 range from \$222-\$1,070, payments for children age 6-11 range from \$292-1,140, payments for children age 12+ range from \$352-1,200. Agency based foster care begins reimbursement at \$62.50 per day (about \$1,875 per month).

² HHS group home rates are determined by the group home level. Basic group homes are paid \$64.50 per day (\$1,935 per month), Group Home A's are paid \$89.00 per day (\$2,670 per month), Group Home II's were paid \$193.12 per day (\$5,794 per month). Group Home II's were discontinued 9-1-2002.

continued...

TABLE 4 (continued)

COST OF OUT-OF-HOME CARE BY PLACEMENT TYPE - 2001

Facts About the Rates (continued...)

³ Relatives are paid at foster parent rates. See footnote 1.

⁴ The per diem for the Geneva Youth Rehabilitation and Treatment Center is \$128.00. The per diem for the Kearney Youth Rehabilitation and Treatment Center is \$110.00. The per diem for the Douglas County Youth Center is \$123.60. The per diem for the Lancaster County Youth Service Center ranges from \$170 to \$200 depending on the contract. The per diem for Northeast Nebraska Juvenile Services in Madison ranges from \$110 to \$250 depending on the contract and the level.

⁵ HHS emergency shelter rates are determined by the level. Individual Emergency Shelter homes are paid \$27.95 per day, Agency Based Emergency Shelter homes are paid \$59.50 per day, Emergency Shelter Centers are paid \$107.50 per day.

⁶ The cost for psychiatric/substance abuse is based on the residential services rate, which as of early 2002, was \$164.00 per day.

⁷ See rates in footnote 1.

⁸ Based on 2001 daily costs for newborns with significant health issues (\$1,906 per stay for an avg. 2.5 day stay)

How Minimum Monthly Amounts Were Calculated

⁹ Calculated by age - 23.3% of the children at \$222; 22.9% at \$292; 53.8% at \$352.

¹⁰ Calculated as the sum of 1/3 of the youth at each level.

¹¹ Since most relative placements involve younger children this was calculated at \$222 per month.


¹² Calculated as the sum of:

- 80 youth at Geneva at \$128 per day times 30 days
- 170 youth at Kearney at \$110 per day times 30 days
- 250 youth at Douglas County at \$124 per day times 30 days
- 30 youth at Lancaster at \$170 per day times 30 days
- 43 youth at other facilities at \$110 per day times 30 days

¹³ Calculated as the sum of 1/3 of the children at each level.

¹⁴ Calculated at \$222.

PERSISTENT ISSUES IN CHILD WELFARE



Persistent Child Welfare Concerns

The Foster Care Review Board is concerned that, in addition to the problems discussed in the Preview and Commentary, there are also many persistent child welfare issues that negatively impact children in out-of-home care. As stated in the Preview, each of the concerns discussed in this report affect many other parts of the child welfare system and children's safety, health, and/or well-being.

Although the concerns that follow have been persistent, the Foster Care Review Board has outlined some common sense solutions to these problems. The Board encourages additional dialogue and problem solving so that more children in out-of-home care can have positive outcomes.

Child Abuse Investigations and Risk Assessments Continue to Be Problematic

Concern/Rationale for Recommendations: The Board is concerned that children can be left at risk of further harm due to the following issues involving investigations.

1. The public is still confused about when, how, and to who suspected child abuse should be reported, thus some abuse is not reported.
2. Some abuse reports are not accepted, so no investigation takes place and children remain at risk. Some dispatchers have not been trained in how to assess children's safety, how to prioritize calls, or on confidentiality issues.
3. In Nebraska law enforcement is responsible for child abuse investigations—even though the individual officer may not have the specialized skills for interacting with children. HHS-CPS is to assess safety, rather than participate in investigations. The result is that investigations are not always complete and some serious delays due to a lack of coordination between law enforcement and CPS.
4. First response officers often have not received training on child abuse investigations. Even in metropolitan areas where juvenile units exist, the first responders are often street officers who may have had little specialized training on child abuse/neglect investigations. This training needs to include:
 - How to interview traumatized children, including those with limited language ability or little understanding of English.
 - Normal child development patterns.
 - How to gather medical evidence.
 - How to determine whether children are at risk for future harm and whether they need immediate removal to be safe.

1. Establish funds to create regional Child Advocacy Centers to serve children in multi-county districts, build and strengthen regional expertise for law enforcement and Child Protective Services, provide access to expertise and equipment necessary for medical examinations for child victims, and facilitate expert interviews of child abuse and neglect victims.
2. Provide additional mandatory training for all law enforcement officers responsible for conducting child abuse investigations, whether new or experienced.
3. Eliminate the treatment team component of the 184 teams (child abuse investigation teams). The function of these teams was not clear in the originating legislation. It appears that treatment teams should be made up of service oriented professionals, such as health care providers, schools, HHS, and the like, who could staff cases to ensure that everything is being done for the families. Many counties find that treatment teams are difficult to coordinate and appear to duplicate the functions of the HHS case manager.

Recommendations to the Governor and the Legislature

5. Due to the lack of training received by many in law enforcement:
 - Some abuse is not recognized, so the children remain at risk.
 - The way the investigation is handled can further traumatize the child.
 - Many times the investigation either does not provide the evidence necessary to successfully prosecute or provides evidence on some, but not all, of the conditions that must be regarded for children's safety (e.g., evidence on the dirty house, but not on the concurrent sexual abuse).
 - Some law enforcement officers have placed the person who made the abuse report at jeopardy by revealing their name during the investigation.
6. Per statute, Child Abuse Investigation Teams were to be formed in each county to reduce coordination problems between law enforcement, CPS, and county attorneys, however the Board finds:
 - Team formation has not solved the statewide problem of determining who has responsibility for what aspect of child abuse investigations, nor has it solved the problem of differences between what is actually done about child abuse in day-to-day practice and what is stated in statutes and/or regulations.
 - Teams in some counties have not been formed, or have been formed but have not met/do not meet, and teams in some communities are made up of administrators, excluding front-line investigators.

1. Modify practice to ensure that mandatory, face-to-face risk assessments are conducted under certain conditions, such as calls from other professionals or when serious risk of maltreatment or neglect is alleged. HHS should provide

Recommendations To HHS

2. Allow officers time to attend training on investigating child abuse, child neglect, and child sexual abuse. Work with the State Patrol to select training sites that minimize travel difficulties. Continue problem-solving means to build expertise.
1. Organize rural counties into multi-county districts where individuals with interest in providing their professional expertise in child abuse and neglect cases could be identified and trained in each of the above disciplines. Each multi-county district would include a child advocacy center to facilitate the competent interview of child victims.

Recommendations to Local Law Enforcement

2. Provide a number of skilled investigators for assistance in child abuse and neglect investigations outside Lincoln or Omaha. These State Patrol officers would need to be available 24 hours per day, seven days per week, and be located so that transportation time to the area requesting assistance is not prohibitive.
1. Build on the expertise that is currently being provided to local law enforcement by assuring such expertise is available round-the-clock to enhance law enforcement response to child abuse and neglect cases in each district and create an assistance and referral system to help officers in counties that do not have trained investigators.

Recommendations to the State Patrol

1. Create an effective system for regularly monitoring the effective implementation and the ongoing functioning of child abuse investigation teams (also known as LB 1184 teams) and ought to provide technical assistance for the child abuse investigation teams.

Recommendations to the Attorney General

1. The Governor, together with the State Patrol and Attorney General, needs to make clear to all local law enforcement agencies in the state that it remains their statutory responsibility to investigate allegations of child abuse and neglect, and to inform them of sources of assistance with difficult cases.

Recommendations to the Governor, the State Patrol, and the Attorney General

Child Protective Service workers on a 24-hour on-call basis across the state for immediate face-to-face risk assessments to ensure children's safety.

2. Conduct risk assessments within 24 hours of receipt of a report from law enforcement, physicians, medical institutions, nurses, school employees, social workers, home visitation staff, or other involved professionals. This is especially critical when serious risk of maltreatment or neglect is alleged.

3. Continue recent HHS efforts to establish more effective supervision and review of caseworker decisions. The roles of front-line CPS caseworkers and supervisors need to be re-examined. Identification and removal of barriers to effective worker productivity is to be a part of this process as is evaluation of worker performance.

As part of this process, all decisions not to accept a report of child abuse and neglect should be reviewed because some reports of child abuse are inappropriately excluded from further action. For example, it has been reported that reports with serious allegations in some divorce cases, cases involving ex-domestic partners, family members, certain non-family members, and/or domestic violence, have reportedly not been accepted based only on the relationship of the reporter to the alleged perpetrator.

4. Better define the difference between the Central Register and the Central Registry¹, and possibly change the names since professionals and the public can be confused by these similar terms.

Prosecution of Child Abuse and/or Neglect Often Fails to Address the Underlying Reasons for the Abuse

Concern/Rationale for Recommendations: The Board is concerned that prosecution can be hampered by poor investigations, and that plea-bargaining out serious case concerns (e.g. sexual abuse) places children at risk for future harm since courts cannot address issues not in the petition. The Board finds that because prosecution is time consuming and costly, there are economic disincentives that can result in children being left in dangerous and sometime deadly situations.

In Nebraska county attorneys are responsible for the prosecution of all child abuse and neglect cases. It is essential that they establish a sound legal basis for intervening in families where child abuse and neglect occurred and to define the problem(s) in such a way that the issues are clearly identified.

¹ The Central Registry is a database kept by HHS where each report of suspected child abuse and/or neglect is filed. Persons who have committed court substantiated child abuse and/or neglect are listed on the central register. Names on the central register may be revealed to employers or volunteer coordinators if the employment or volunteering would involve working with children.

² Status offenders are children charged with offenses that cannot be charged against adults (e.g. truancy, failure to obey parents).

Concern/Rationale for Recommendations: The Board has reviewed a number of status offenders² whose behavior was a result of abuse or neglect, yet due to the adjudication

Some Children are Adjudicated as Status Offenders, When Child Abuse or Neglect May be the Root Cause of the Behaviors

1. Build a statewide, consistent, comprehensive child protective services system.
2. Develop a coordinated and timely response to child abuse.
3. Introduce legislation to replace the county attorney system with a publicly elected non-partisan district attorney system (for counties outside of Lancaster and Douglas Counties) with candidates for office who meet certain professional prosecution standards (such as five years experience prosecuting felony cases).
4. Let the County Attorney's Association remind county attorneys of the critical need to file supplemental petitions when new information arises so that the courts can address all the important issues in children's cases.
5. Allow the Attorney General's office to provide specialist attorneys who can file juvenile court cases to provide expertise for prosecutors. The Child Protection Unit of the Attorney General's Office has provided quality consultation and case assistance for felony child abuse cases throughout the state. The unit could be expanded or a similar unit established to provide assistance with child abuse and neglect prosecutions in juvenile courts. At the minimum, three attorneys, an investigator, and support staff are needed. This staff could also provide the 1184 Team oversight and technical assistance.
6. Increase accountability for prosecution of child abuse and neglect whether the state creates a district attorney system or augments the current county-by-county system.

Recommendations:

From children's perspective, it is important that prosecutions occur. **Without prosecutions the perpetrator bears few consequences for the children's suffering.** A resolution or closure to the abuse is needed as well as an assurance that it will not happen again. Research studies have found both disabled and very young children are capable of testifying in court if the people working with the children know how to proceed.

Courts can only order services to address the items in the petition. With insufficient or inadequate evidence, the petition cannot fully address all conditions that brought the child into care. The same type of situation can happen with plea-bargains. For example, if the petition only alleges a dirty house but doesn't address the parent's alcohol abuse, the court cannot order the parent into alcohol treatment. If the parents follow the plan regarding the items in the petition, the court may have no choice but to send the children home even though the children may be at risk.

- 818 children had no current plan;
- 155 children had only verbal plans, not plans documented in writing;
- 21 had more than one plan; and
- 713 had incomplete written plans (missing one or more essential elements needed to establish what is to happen and how this will be accomplished).

The Board is also concerned for children when there is no current, complete written permanency plan. Only 2,385 (58.3%) of the 4,092 children reviewed had complete written permanency plans with services, timeframes, and tasks, and 1,707 children reviewed (41.7%) did not have complete written permanency plans, as shown below:

Concern/Rationale for Recommendations: The Board is highly concerned when children have plans that are clearly inappropriate and do not reflect their needs or situations. For example, initially almost every child with a living parent will routinely be assigned a goal of reunification, regardless of whether or not reunification is appropriate, and notwithstanding the intent of the Adoption and Safe Families Act (Nebraska 1998, federal 1997).

- The long-range goal such as reunification, adoption, etc.;
- The purpose for which the child has been placed in foster care;
- The estimated time necessary to achieve the purpose of foster care placement;
- Goals and time frames with which to measure progress;
- A description of services that are to be provided in order to accomplish the purposes of foster care placement;
- The person(s) who are directly responsible for the implementation of such plan;
- A complete record of the previous placements of the foster child;
- Documentation regarding the appropriateness of the placement; and,
- The address of the placement.

Legal Requirements for Children's Case Plans: The Foster Care Review Act of 1982, Neb. Rev. Stat. 43-1312, mandates that each child in out-of-home care have a written plan and is to be updated at least once every six months. The plan should include:

There are Many Cases Without Current, Written Plans or With Inappropriate Plans

2. Develop flexible funds for HHS service areas to use to meet children's and families' needs.
 - Alcohol/drug treatment
 - Housing assistance
 - Family support workers
 - In-home nursing
 - Family and individual therapy
 - Educational programs.

1. Develop funding for services and placements to meet the needs of OJS youth.
2. Develop uniform standards for case management staff caring for OJS youth.

Recommendations:

Many of the youth committed by the courts to OJS had been in out-of-home care prior to committing a status offense. Case managers and parole officers who care for these youth need to seek out and assess the child/family history to determine appropriate services and placements.

OJS youth typically need services to address behavioral issues such as sexually acting out, aggression, violence, gang affiliation, chemical dependency, and anger management. Some need treatment for dual diagnosis (such as a low-IQ youth who needs treatment for alcohol abuse and anger management). HHS has a contract with a managed care company to approve any specialized services for these youth. The managed care provider does not fund services to address and/or control behavioral problems – only “medically necessary” services. Consequently, many delinquent juveniles are denied the appropriate services to treat their behavioral problems. “Medically necessary” would seem to be a term enabling managed care providers to deny treatment on financial grounds alone.

The Board is concerned that youth under HHS-OJS often do not receive needed services and treatment placements, and that this means that the youth are often placed with more vulnerable children in homes or facilities that cannot be expected to fully meet their needs. Also, case files for OJS often lack complete permanency plans with time frames, goals, services, and related documentation.

Youth Under the HHS Office of Juvenile Services (OJS) Need Better Access to Services and Placements

1. Insist that there be a complete and current permanency plan for each foster child.
2. Give case managers the support necessary to ensure that they have time to prepare complete permanency plans.
3. Provide additional training to all workers providing case management on how to write and administer complete permanency plans.

Recommendations:

If there is no plan, then there is no way for the parents, the case managers, or legal parties to the case to accurately measure progress. In the case of non-compliant parents, no plan can mean children remain in out-of-home care without permanency because the professionals cannot build a case for termination of parental rights. Parents who are trying to comply can be extremely frustrated because they do not know what is expected of them. Both scenarios slow the progress of the child's case and lengthen a child's time in out-of-home care. Stability and permanency are critical to a child's well being.

The Board has reviewed some children and youth placed in HHS foster homes at one rate and other similar children and youth placed in agency-based foster homes or therapeutic foster homes at a much higher rate. This apparent inconsistency in payment amounts has frustrated a number of providers. In addition, there is an economic disincentive for

children placed in group homes and children placed in foster homes. Often there seems to be little difference between home care starts at \$1,935 per month. Medical, mental health, and other services are extra. Group covers room and board. The basic rate for foster care starts at \$222 per month, which essentially concerned about the apparent inequity in foster care payments made to foster homes and Concern/Rationale for Recommendation: For several years the Board has been

Foster Care and Group Home Payments Are Not Equitable

1. An assessment needs to be done of each runaway incident to assess the cause.
2. HHS, the State Patrol and local law enforcement need to increase efforts to locate runaways.
3. HHS needs to implement clearer guidelines for placement decisions, treatment decisions, and service decisions, and to put into practice effective means to monitor and review these decisions.

Recommendations:

If a child is missing from some facilities, the reported procedure is that facility workers will assist in a ground search if the runaway is known to be in the vicinity and if the child is not found then his/her name is forwarded to the State Patrol to be included in a list of missing persons. This minimum effort is not enough to help bring stability to this vulnerable population.

Concern/Rationale for Recommendation: The Board is concerned that in recent years some runaway state wards have been injured or killed while on the run. It is imperative for children's safety that efforts are made to locate runaways and give them the services they need to grow into productive adults.

Efforts Are Needed to Find Runaway Children and Youth

3. Require case plans for all youth under OJS, including those at the YRTC's - also in the HHS Nebraska Family Portrait Initiative).
4. Rewrite contracts with managed care to include payment for services for children and youth with a wide array of behavioral problems.
5. Cancel the managed care contract if rewriting is not possible, and return responsibility to HHS.
6. Provide youth with preparation for, and transition to, adult living.

1. Provide intensive services to parents with the intent of assessing their long-term willingness and ability to parent.
2. Utilize provisions of the Adoption and Safe Families Act to move immediately to termination of parental rights in cases of serious or chronic abuse or where the parents lost their parental rights to siblings for the same condition.
3. Provide intensive case management for all young children (age 0-5 plus siblings) through additional case managers who would provide focused stability, services, and care for these young children. Each case manager should have a caseload not exceeding 15 children and each supervisor should have a staff not to exceed eight case managers.
4. Develop specialized units where highly trained professionals focus on providing timely permanency for school age children who have been identified as not being able to return home due to parental inability or unwillingness to provide long term care.
5. Create permanency units to serve children age six or older who have been in care for two or more years or who have suffered extreme abuse, and their siblings. Families would be evaluated, and if it were identified that the likelihood of a child being returned to the parents is small, these units would work to create permanency for that child.

Recommendations:

The child welfare system has a duty to ensure that all abused and neglected children have the opportunity to grow up in safe, permanent homes with adult caregivers who care for the children and seek what is best for their development and well being. Further, because of the very nature of childhood and child development, it is critical that this happens in a timely manner.

Concern/Rationale for Recommendation: The Board is concerned that nearly half (1,904 of 4,092) of the children reviewed in 2001 had been in care for at least 2 years without achieving permanency and 13.5% (553 of 4,092) had been in care for five years or more without achieving a safe, permanent home. Even though foster care is by definition to be a short-term solution, it is inevitable that many children are remaining in out-of-home for extended periods of time given the number of unresolved barriers to permanency.

Permanency is Often Not Achieved in a Timely Manner

1. HHS should continue its work on equity of payments to foster parents and group home providers.

Recommendations:

private contractors to recruit foster homes when group homes receive higher payments for essentially the same children.

6. Explore the use of family group conferencing, where the extended family works to help develop the safety plans for the children under certain circumstances. Assume that if family group conferencing is used that there is adequate supervision to ensure children's safety. (Family group conferencing was piloted as part of the HHS Nebraska Family Portrait Initiative).

Delays in Establishing Paternity Can Delay Children's Cases

Concern/Rationale for Recommendations: The Board is concerned that paternity had not been established for 16.5% (677 of 4,092) children's cases and it was undocumented in another 16.5% (677 children's cases). Of the 4,092 children reviewed in 2001, paternity had been established for only 2,738 (66.9%).

Without paternity identification, children cannot be freed for adoption and the father's suitability as a caregiver cannot be fully assessed. If the child has had a positive relationship with a purported paternal relative, timely paternity identification can help assure these relations remain intact. If paternity identification is delayed or does not occur, however, case stability will not be achieved.

Once paternity is established, children can experience a significant delay in permanency as the non-custodial parent's rights and ability to parent are examined. The Board has reviewed cases in which children's mothers had relinquished their rights or had their rights terminated prior to identification of the children's father. The children then needed to wait more months for permanency as the father's rights were addressed, because children cannot be placed for adoption or guardianship until both parent's rights have been settled. The paternity identification problem has been especially acute in Douglas County, where about 35% of the children in care in the state reside. [Editor's Note: As this document was being written in 2002, the Board worked with the Douglas County Court Administrator's office to increase paternity identification in the county. As a result, affidavits of paternity will be given during the intake process.]

Recommendations:

1. HHS should work with county attorneys from all 93 counties to assure that paternity has been addressed for every child who has been in care for six months or more.



Nebraska cannot afford to neglect one of our most valuable resources, namely our children.

Nebraska can choose to help children and families break the cycle of abuse by providing the services children and families need for the children to become productive adult members of society.

Nebraska can choose to follow the common sense steps recommended by its citizen reviewers and prioritize the safety and well-being of children who have suffered abuse and/or neglect.

Conclusion

1. A better use of valuable HHS staff time would be to have data entry specialists do routine entry on N-FOCUS, freeing the time of trained case managers to be used in other areas of children's cases.
2. There needs to be an easier way to monitor and correct errors on the system.

Recommendations:

Concern/Rationale for Recommendations: Due to the impact of inadequate reports from this system on the children in care and on the Board's efforts to track and review children's cases, this issue is covered in greater depth in the special section on N-FOCUS found later in this document.

HHS Reports from the N-FOCUS Computer System Remain Unreliable

COMMENDATIONS



Commendations

The Board Recognizes the Many Programs and Individuals That Made a Positive Difference For Children in 2001

There are a number of programs and individuals that made a substantial positive difference in the life of foster children during 2001 or early 2002 that the Board wishes to acknowledge:

★ **Governor Mike Johanns** is commended for publicly making child welfare a priority, for foster parent recruitment efforts, for educating the public on the needs of abused and neglected children, and for protecting caseworker positions during the current revenue shortfalls. Governor Johanns is also commended for his willingness to discuss child welfare issues, his desire to gain consensus on ways to address these problems, and for joining the Board in releasing last year's annual report.

★ **The Nebraska Legislature** is commended for working to minimize the effects of the budgetary crisis on services to children in foster care. The Board especially thanks the members of the Health and Human Services Committee for visiting facilities that care for children and youth. All Senators who have attended local board meetings are commended.

★ **HHS officials, supervisors, and case managers** are commended for creating the Nebraska Family Portrait plan, exploring professional foster care, conducting joint tours of child-caring facilities with the Board, putting in place a state-wide system to address the Board's case concerns, and facilitating discussions on a wide range of child welfare issues. HHS is commended for routinely inviting Board staff to attend team meetings regarding the children's cases in the Lincoln area and for initiating family group conferencing in the Omaha, Lincoln, and Scottsbluff areas. The HHS caseworkers that routinely see the children in their caseloads are also commended.

★ **The Judiciary** is commended for continuing to report to the Board early in the children's cases to enable verification of children's case status, for notifying parents that they have a limited time to correct conditions that led to the children's removal, and local actions such as beginning a drug court in Lancaster County. The Board also commends the many judges who have met with the local Board's and the judges who have participated as presenters at educational programs across the state. The Board also commends the CASAs (Court Appointed Special Advocates) who actively have advocated for children.

- ★ **County Attorneys** are commended for responding to requests for additional or clarifying information about children's out-of-home care status, especially in Douglas and Lancaster counties. County attorneys are commended for meeting with local Boards to discuss area issues. County attorneys who file for termination of parental rights when appropriate are also commended, as are those who appropriately file on newborns with siblings already in care to assure the newborn's safety.
- ★ **Foster Parents** are commended for showing their concern and dedication by providing children the nurturing attention needed to overcome the children's past traumas (e.g., working with attachment disordered children who often exhibit highly negative behaviors as a method of distancing themselves emotionally from the foster parents). Children and families of foster parents are commended for supporting them in their commitment to helping abused or neglected children.
- ★ **NFPA (Nebraska Foster and Adoptive Parents Association)** is commended for mentoring new foster parents and for giving policy makers information.
- ★ **Many Group Facilities for Youth** are commended for striving to provide quality, safe care for abused, neglected, or troubled youth. (Some examples include Christian Heritage in the Kearney area for offering an independent living program that allows foster children to transition to early adulthood with some supervision, programs at Cedars Youth Services in Lincoln that target specific needs, and the Uta Halee programs in Omaha).
- ★ **Many Service Providers** are commended for assuring children in various geographic areas have access to services (e.g., Region III worked with HHS to start the intensive care units and offers services in the Kearney Area).
- ★ **Child Advocacy Centers and Family Advocacy Networks** are commended for providing a safe place for children to be interviewed and examined after reports of abuse, neglect, and/or sexual abuse.
- ★ **Many Guardians ad Litem** are commended for understanding their clients' needs and being willing to work with the other parties to assure needs are met. In Omaha, the Nebraska Legal Services GAL's have had more contact with the children, provide the court with more reports on the children, and have been responsive to Board concerns.
- ★ **Many Child Welfare Professionals** are commended for attending Board and HHS co-sponsored workshops held statewide on children's needs for bonding and attachment and the newest brain development research. A combined total of over 750 professionals were in attendance.
- ★ **Domestic Violence Coalitions** are commended, especially those that offer services for both victims and offenders.



The Board encourages the aforementioned persons and groups to continue their good efforts.


In addition, the Board encourages expanded efforts so that all children in out-of-home care are safe in their placements and receive needed services.

- ★ The Friends of Foster Children Foundation is commended for working to provide foster children with the things needed to normalize their childhood (band uniforms/instruments, sports fees, tutoring assistance, adaptive devices, etc.).
- ★ Voices for Children in Nebraska and other advocacy organizations are commended for advocating for children in out-of-home care, and for advocating for prevention of child abuse and neglect.
- ★ Facilities that allow Local Boards to use their facilities at no charge are commended for helping the Board serve children. (a full list of these facilities is in the preface to this report.)
- ★ The Board wishes to commend all the "unsung heroes" who have reported suspected abuse or neglect, provided support to families in crisis, given their expertise towards efforts to improve conditions for children, or who have been a listening ear for a child.

"A child is a person who is going to carry on what you have started. He is going to sit where you are sitting, and when you are gone, attend to those things which you think are important. You may adopt all the policies you please, but how they are carried out depends on him. He will assume control of your cities, states and nations. He is going to move in and take over your churches, schools, universities and businesses . . . the fate of humanity is in his hands."

Abraham Lincoln,
President of the United States

SPECIAL SECTION
DEPARTMENT OF HEALTH AND HUMAN SERVICES
REPORTS TO THE
FOSTER CARE REVIEW BOARDS
TRACKING SYSTEM



**Problems Continue with Reports on
Children in Out-of-Home Care
Issued by the HHS N-FOCUS CWIS Computer System**

Recommendations to Improve the HHS N-FOCUS System

In the 2001 HHS Nebraska Family Portrait document, HHS acknowledged that several areas of the N-FOCUS information system needed to be corrected. These areas include:

- Some data continues to be entered inaccurately or not at all.
- Although N-FOCUS has been in use for five years, a commercially prepared program (Crystal Reports) to create limited reports without having to undergo the time and expense of customized programming has just been purchased. There still are not routine quality control reports issued.
- Expectations regarding data entry and use of N-FOCUS have not been made clear. There are no formal definitions of what constitutes an official case record.
- Time spent entering information on N-FOCUS prevents caseworkers from spending time with children and families.
- System redesign should include ideas from caseworkers.
- HHS programmer staffing levels are inadequate to fully support the work.
- "Help desk" personnel lack sufficient training.

The Board agrees with the above areas identified in the Family Portrait, and adds the following based on experience in utilizing the HHS N-FOCUS system.

The Board finds that the recommended actions listed below would be most helpful to the front-line user, and thus would help users to increase the accuracy of information on N-FOCUS.

1. Require less information to be input on the computer.
2. Achieve consistency by using trained data entry operators.
3. Build features into the system that encourages accuracy, such as alerts and edits.
4. Revamp the screens to increase efficiency and to provide only one location to put each critical piece of information.
5. Change programming to eliminate problems caused by cases having more than one caseworker, cases in the process of transferring, and case closure reports that do not indicate the reason for closure.

Summary of 2001 HHS N-FOCUS Report Problems

Over 25,169 (42%) of the 60,000 reports HHS issued to the Board in 2001 could not be used without further research or verification by the Board staff because:

1. Reports had an incorrect entry in one or more of the following critical items:
 - The child's name, date of birth, and/or other identifier.
 - The date the child entered out-of-home care.
 - The date, name, and location of the child's current placement.
 - The name of the case manager.
 - The location of the HHS office assigned to the child's case.
 - The date and reason that the child's case closed.

2. Reports were incomplete, with one or more critical items left blank.

3. Reports had ambiguous messages that could have dual meanings, such as "no active placement" – which in some instances means the child is in the process of moving to a new foster placement and other times means the child was returned home.

4. Reports were of a type that has historically had such a high error rate that all such reports must be verified. Case closures, which should only indicate children no longer subject to review, are one such example since these reports are often are issued in error. Because these reports affect the Board's ability to meet federal compliance standards for reviews, Board staff verifies all closure reports.

Verification was needed on reports of children entering care (907 of the 2,817 reports received), changing status while in care (23,162 of the 56,087 reports received), and leaving care (all of the 1,099 case closure reports received from 9/1/2001 to 12/31/2001, plus all reports received from 1/1/2001 to 8/30/2001 [statistic not available]).

In addition to errors or omissions on the reports, there were also many instances where N-FOCUS failed to generate the required report when children entered care, changed status (such as placement changes or changes in case managers), or when children left care. Many of these instances were caught because the courts had reported the child was in care. Board efforts to respond to these challenges are detailed below.

Board Response to HHS N-FOCUS Report Problems

Chronic HHS N-FOCUS report deficits have forced the Board to take a number of proactive steps to assure that up-to-date, accurate information is obtained about children in out-of-home care. Without these steps, the Board's state and federally mandated missions could not be met and children could get "lost" in the system.




Some report problems were related to data entry, others were caused by the way that N-FOCUS reports are generated. While the report program changes made by HHS in late 2001 and again in early 2002 were helpful, they did not fully correct the situation, nor did they address the data entry component.

By scrutinizing the N-FOCUS reports, the Board was able to provide the N-FOCUS liaison with much of the information necessary to determine why the reports had certain problems.

- Including research and verification steps in the internal processes used by all staff members who use the Board Tracking System or gather information from the reviews.
- Providing an additional point of verification during the Board case assignment process to check children's out-of-home status, their HHS case manager, and the HHS office where their file information is located.
- Incorporating into the Board review process gathering and verifying information on children's case histories, such as which placements the children have been in and how long the children have been in care.
- Communicating specific case examples with the N-FOCUS liaison to help HHS determine if the problems are related to the data on the N-FOCUS system, the way that N-FOCUS reports the data, or both.
- Contacting HHS to verify children's information when courts reported children in care that HHS had not reported.
- Contacting HHS case workers to verify conflicting or omitted pieces of information from HHS reports.
- Comparing unclear N-FOCUS reports with case manager narratives on N-FOCUS fields and thus do not transmit on N-FOCUS reports.
- Continuing to meet and update top HHS officials on the reporting problems.
- Continuing to obtain additional information from courts to use to assure the Board knows of all children in care, so children can be tracked and reviews can be scheduled appropriately.
- Generating lists of children in out-of-home care that courts were asked to verify.

The following Board efforts to compensate for inaccurate or incomplete HHS N-FOCUS reports will continue as long as necessary.

**CONCERNS AND
RECOMMENDATIONS WITH RATIONALE
OF THE
LOCAL FOSTER CARE REVIEW BOARDS**



**Concerns Identified by the Local Board Members
From Each Geographic Area of the State**

GEOGRAPHIC AREA: Omaha Metro

Placements, Services, Treatment Concerns

- A. Children often experience several disruptions/placements/moves during their time in foster care. Many of these could be avoided by placing children appropriately, but to do so requires adequate numbers of available placements.
- B. There are not enough placements to meet children's needs, especially adolescents with behavioral management issues, sexually acting out youth, low functioning youth, and mentally ill children. Children need appropriate placements, even if it means that some must be placed out-of-state for specialized treatment.
- C. Finances appear to be the deciding factor in many placement decisions.
- D. Some foster and group homes have an inappropriate mix of children (e.g., sexually acting out youth placed with younger children or victims of previous abuse, boys and girls placed with sleeping quarters on the same floor of facilities that have no awake night staff).
- E. Some placements are overcrowded, for example foster homes with more than eight children.
- F. Youth about to age out of the system need more services.

Foster Parent Support Concerns

- A. There is a lack of support systems and training for foster parents. Omaha has only one contracted support person to work with families. HHS should utilize family preservation services to help support foster parents and reduce the number of disrupted placements.
- B. Foster parents are often not provided information about foster children before the children are placed, including any particular health or safety concerns.
- C. HHS should explore payment issues for both foster parents and daycare providers. Foster parents lack access to additional specialized trainings where they can learn to more effectively deal with the needs of children in out-of-home care.
- E. Exit interviews for foster parents need to be established so that information gained from the exit interviews can be used to improve the program.

Contractor Oversight Concerns

- A. There is a lack of appropriate monitoring of some foster and group homes. Inappropriate foster parents are able to move from one agency-based company to another and thereby continue to have children placed with them.
- B. There is a need for more consistency in receiving monthly progress reports from the foster parents or group home staff.
- C. It is unclear who monitors the qualifications of some professionals who evaluate children.

Paternity and Child Support Concerns
 A. There is often no attempt to collect child support from the parents. Child support should be required of all parents of children in care.

E. Case managers need to keep informed on the cases of children placed out of state. standardized and additional training provided.
 D. Family support workers (FSW's) need additional training. FSW training should be the case manager and for review by the Board.
 C. HHS needs to have important documents in the child's file, available for that from therapists, schools, medical personnel, progress reports, and home management service provider documentation is not available for review, including management services needed by children and families.
 B. Case loads are too high and there are not enough caseworkers to provide case the interaction of foster parents and the children.
 A. There is a lack of visits by case managers to foster homes. Steps need to be implemented to assure that case managers visit children in their placement to see

Case Management Concerns
 A. If children are AWOL/runaways, often no hearings are scheduled and no plans are formulated to find the children. HHS needs to state to the courts what efforts are being made to find the children, and courts should continue to monitor the situation.

Safety of Runaway/AWOL Youth Concerns
 E. HHS should provide more resources to the adoption unit in order to complete adoptions in a more timely fashion.
 D. HHS should provide more timely information to the County Attorney for termination of parental rights filings so that children do not wait "in limbo"; unable to go home and unable to be adopted.
 C. Children remain in care too long after they are free for adoption. Adoptions need to be finalized promptly.
 B. There are still delays in the length of time it takes HHS to send a Termination of Parental Rights memo to the County Attorney.
 A. Many children remain in foster care for an excessive length of time.

Time in Foster Care Concerns
 A. The lack of programs and the reliance on restraints by some facilities leaves children at risk of injury, and is an ineffective means of teaching children self-control.

Restraint Concerns
 E. Children's access to appropriate services and treatments is restricted by managed care denials of services for children/youth with behavioral problems.
 D. Home studies need to be placed in the children's file or otherwise be accessible in order to help ensure that a particular foster home is able to meet the individual needs of the children in their care.

- B. There is need for clarification on "John Doe" publications. District court won't accept this as a means of addressing paternity.
- C. Attempts to identify and locate each child's father are inconsistent and need to occur earlier in the child's case rather than after the child has been in care for several months.
- D. HHS and the County Attorney disagree on who is responsible for paternity information. As a result, HHS and the County Attorney's Office are at a standstill. The County Attorney's Office is waiting on HHS to seek and provide the information while HHS feels it is a County Attorney responsibility.
- E. The County Attorney's office does not believe that Juvenile Court has the jurisdiction to make paternity determination. However, this was clarified with the passage of the Nebraska Adoption and Safe Families Act, which clearly gave the Juvenile Court jurisdiction regarding paternity for children in out-of-home care. Publication notices for fathers with unknown locations should start early in the case in order to prevent children from lingering in out-of-home care if the father is able to provide for their needs, or to speed the process of freeing children for adoption when parents are unwilling/unable to parent.
- G. HHS, county attorneys, the Board and other interested parties should meet to examine delays in addressing paternity so that adoptions can be completed in an expedient manner.

Adoption Concerns

- A. After paternity is addressed, children often remain in care too long waiting completion of adoptions or guardianships.
- B. There is a lack of adoptive placements and support for adoptive placements, especially for children with special needs.
- C. HHS should create a strategic plan to raise awareness regarding the need for adoptive homes, and allocate resources (both budget and staff) to help recruit/train prospective adoptive parents in order to increase the number and maintain/increase the quality of prospective adoptive homes.
- D. When a family interested in adoption is identified, the family should receive support before, during, and after the adoption.
- E. Parents interested in a special needs child should receive the extra education needed to create a successful adoption.
- F. Adoptive home studies should be completed promptly so that any potential problems can be discovered and corrected in a manner that causes the least negative impact on the child.

Investigation Concerns

- A. There is a need for more thorough investigations, including risk assessments, and interviews with the children, so that children's safety can be assured.
- B. There are too many inconclusive investigations due to a lack of information or contact with the parents, thus cases are closed and children remain at risk.

Prosecution Concerns

- A. County Attorneys need to be aggressive in prosecutions and be less amenable to plea bargains so that the issues that brought children into care can be adequately addressed.
- B. There is a need for more appropriate adjudications that fully address the reasons children enter foster care.

Detention Center Concerns

- A. It appears some young children (ex. age 8) have been placed at the Douglas County Youth Center. There is no minimum age limit for children to be placed at the Douglas County Youth Detention Center; however, there can be serious safety concerns for young children placed with older adolescents.
- B. Children do not receive comprehensive services while placed in detention. It is unclear if all children in detention facilities are receiving appropriate educational services. Therapeutic services are not being provided.
- C. It is difficult to obtain needed evaluations for the children in the detention center due to managed care denials for psychological and psychiatric evaluations.
- D. A citizen advisory board should be appointed to oversee the Douglas County Detention Center.
- E. Officials need to explore and utilize options, other than detention, to work with the children/youth in order to encourage accountability and stability.

- A.** There is a lack of appropriate placements. There are not enough treatment facilities or foster homes available.
- B.** Specialized foster homes need to be recruited for children with special needs. There needs to be an emphasis on resource development of both treatment facilities and foster homes so children can be placed appropriately and to discourage disruptions of primary caregiver.
- D.** Children are sometimes moved from stable placements to live with newly identified relatives who may be strangers or have little relationship to the child. Some children are placed with relatives who are unwilling or unable to meet the children's needs and keep the children safe.
- F.** Relatives should be held to the same standards of care as non-relative placements. Home studies should be completed on relatives in a timely manner.
- G.** Children experience too many placements, more efforts are needed to prevent placement disruptions.
- H.** Children are inappropriately placed in a shelter or remain in shelters too long waiting an appropriate long-term placement.
- I.** When sexual perpetrators are removed from a foster home, services to address the sexual abuse should be ensured for the victim/survivor. Adequate information before placement may reduce these occurrences.
- J.** It needs to be emphasized to case managers that the Adoption and Safe Families Act is clear that the child's best interests and safety are the overriding consideration with placements. Relatives need to be identified early in the case, so that appropriate relative placements can take place early in the case. Relatives who wish to care for the children should be required to follow the same guidelines and standards as any other foster parent. Not all relatives are appropriate placements.

Lack of Foster Parent Support Concerns

- A.** HHS needs to give foster parents more information on the children, especially information needed to assure children's safety.
- B.** There are not enough educational programs for foster parents.
- C.** Respite payments are not enough to pay providers.
- D.** Foster parents need to be included in team meetings and planning for children.
- E.** Foster parents need to be made aware of timeframes, such as whether they are emergency care or full-time.
- F.** It is reported that some foster parents feel a lack of support from HHS. Some foster parents have reported that when they questioned whether a child's plan was in that child's best interests, some case managers have retaliated by either threatening to remove children from their homes or by removing children from their homes.
- G.** Foster parents should be encouraged to provide the Board with information on the children in their care.

- Contractor Oversight Concerns**
- A. There is a general lack of accountability on contract service providers.
 - B. HHS needs to require monthly written progress reports from service providers.
 - C. Managed mental health care contractors deny children needed treatment services/placements.

- Restraint Concerns**
- A. There is an increased usage of physical restraints in a number of facilities due to the lack of programs.

- Concerns for the Safety of Runaway/AWOL Youth**
- A. Greater efforts should be made to find runaway youth and ensure their safety.

- Lack of Documentation Concerns**
- A. Home studies are not routinely in the case files. Home studies are often not current.
 - B. There is a lack of current case plans/court reports in the file.
 - C. There is a lack of documentation from parties involved in the case, especially foster parents reports, psychological reports, and reports from residential treatment centers. Contract providers need to provide documentation, and this information needs to be in the children's files.
 - D. Case managers are being prevented from giving the Board information on some cases.
 - E. Medical services need to be documented and immunization histories should be given to the child's placement.
 - F. Guardian ad Litem reports are not always in the children's file.

- Case Plan Concerns**
- A. Reunification remains the child's permanency plan, even when inappropriate. Concurrent planning should be done from the initial opening of the case so parents are given notice that they have a limited time to correct the conditions that brought children into care.
 - C. Parent's rights often override children's rights and safety.
 - D. There are inadequate timetrames on goals.
 - E. Families should be involved in the development of a case plan.
 - F. Case plans are often incomplete or outdated.
 - G. Children/youth need to be involved in developing the case plan (if age appropriate) so they understand the direction of the plan.
 - H. Plans need to be clearly explained to the parents (or youth in some cases) so that they know what they are being asked to do.

- Other Case Management Concerns**
- A. Case managers need to visit children in their foster placement every 30 days, per HHS policy.
 - B. Case manager turnover and the large case load size for some case managers are resulting in poor case management or the disruption of continuity for cases.
 - C. There are difficulties with Medicaid and Inter-State Placements.

- D. Recommendations of the Board are not acted upon. There needs to be more teamwork between the Board and HHS.
- E. The HHS N-FOCUS system is ineffective, frequently contains inaccurate information, and the cases of some children in care have not been entered on the system.
- F. Case managers need to coordinate communication between schools and other service providers and to advocate for children's educational needs.
- G. The Boards would like to see a post foster care tracking system of children - how they are doing, their perceptions of the system, etc. so the system can assess outcomes.
- H. Case managers need more training on bonding and attachment, since this is an issue affecting any child removed from the home.
- I. There have been cases with misinformation on children's ethnic and racial backgrounds.

OJS Ward Concerns

- A. There are little or no services given to the families of OJS wards, yet the children's behaviors are often a result of family dynamics.
- B. There are no progress notes from the Kearney YRTC in the files.

Adoption and Guardianship Concerns

- A. Case plans are not updated while children wait for adoptions to be finalized.
- B. The system is slow in terminating parental rights.
- C. Case managers need more training on completing adoptions.
- D. If the child's plan is adoption, there is frequently less contact by case managers.
- E. Guardianships need to be completed in a timelier manner so children can feel a sense of stability.
- F. Long-term foster care agreements need to be pursued for children when adoption or guardianships are inappropriate so that children can feel a sense of stability.

Time in Care Concerns

- A. Children wait too long for completion of permanency.

Paternity and Child Support Concerns

- A. The system is slow in establishing paternity and parental rights, which should be identified early in the process.
- B. Child support should be ordered at the initial stages, even if the amount is minimal.
- C. Children's eligibility under ICWA should be addressed at the beginning of the case.

Investigation Concerns

- A. Investigators need to interview both the victim and the perpetrator.
- B. Investigation should be completed in a timely manner.

Prosecution Concerns

- A. Some youth have law violations that are not being acted upon by the County Attorney. Youth are not being held accountable, and this can disrupt a potential placement.
- B. Petitions filed by the County Attorneys need to be more detailed and give specific reasons the child entered care.

GAL Concerns

- A. Many GALs are not active on behalf of the children they represent.

Other Court and Legal Action Concerns

- A. The Case Plan and Court Report should be separated for greater clarity.
- B. Recommendations by the Boards are not always being considered by the courts.
- C. Parents' rights often seem to override children's safety and stability rights.
- D. Appropriate language for IV-E eligibility is not always used in the court orders at the first hearing, limiting eligibility for the additional IV-E funds for as long as the child remains in care.

Detention Center Concerns

- A. There is a lack of involvement in the children's case by Probation Officers.

Placements, Services, Treatments Concerns

- A. There is a lack of treatment facilities in Nebraska for juvenile sex offenders.
- B. There is lack of foster homes that are able to provide care for multiple siblings.
- C. There are not enough good placements of all types – foster homes, group homes, drug/alcohol treatment services.
- D. There is a lack of services for dual diagnosis children.
- E. Appropriate therapeutic placements are not available for high needs children.
- F. Foster parents often do not get the information they need about the child to serve the child's needs and to keep the child and family safe.
- G. Foster parents report they have to wait a long time for payments and have had to provide for children's needs without reimbursement.
- H. Relative placements are not always safe or appropriate. Relative placements need to be held to the same standards as non-relative placements.
- I. Homestudies are frequently outdated or incomplete. Homestudies on foster homes through agency-based services are not available.

Lack of Oversight Concerns

- A. HHS needs to require traditional foster homes, as well as other placements, to submit progress reports and better monitor those homes, especially contracted placements.

Managed Care Concerns

- A. HHS pays for evaluations then does not provide the recommended services or the managed mental health care contractor denies the recommended services and they are not provided.

Case Management Concerns

- A. Case managers should be encouraged to attend reviews.
- B. Case loads are too high, especially for the adoption worker in Grand Island. High caseloads lead to handling cases on a crisis level basis.
- C. Case worker turnover has created case transfers and delays.
- D. Sibling visitation plans are needed.
- E. There is a lack of coordination and communication with service providers, foster parents, biological parents, and children.
- F. Some case managers are given cases from other areas (Lincoln), resulting in a lot of drive time and inefficient use of case management resources.

OJS Ward Concerns

- A. OJS Wards need to have case plans so that everyone is clear on what direction the case is to take.

Paternity Concerns

- A. Paternity needs to be determined at the beginning of every case.

- B. All parents should be included in court action from the beginning of the case. Also, identified non-custodial parents should be notified at the *beginning* of each case that the child is in care, and their intentions should be determined.

Prosecution Concerns

- A. All terminations of parental rights petitions need to be filed in a timely manner. County attorneys need support for filing termination cases.
- B. County attorneys need to be more aggressive in pursuing criminal petitions against the parent(s).
- C. Plea-bargaining remains problematic.
- D. Before filing a status offender petition, prosecutors need to consider whether or not the youth is really a victim of abuse or neglect, and file accordingly.

Court and Legal Action Concerns

- A. Courts should continue to have review hearings for children placed at the Youth Rehabilitation and Training Centers or on parole/probation so that there is continuing oversight of the case management.
- B. Board recommendations are not always entered as a part of the court record. Juvenile court orders need language allowing the appropriate exchanges of information between schools, children's placements, daycare providers, and others as needed to keep children safe and to assure their needs are being met.
- D. Board staff should be included in team meetings when the case is especially difficult or the Board has expressed specific concerns. This would help keep lines of communication open between all parties.
- E. Some GALs are not making contact with the child unless the child is at court.

Other Concerns

- A. The adoption process is too slow. Often parental rights override the children's rights, delaying permanency.
- B. Safety issues need to be addressed more thoroughly by all parties.
- C. More independent living services are needed. Youth leaving the system often are ill equipped to care for themselves.
- D. More services are needed in Spanish.

Placement Concerns

- A. There is a lack of specialized treatment homes.
- B. Sexually-acting-out youth should be identified and placed appropriately so that other children in the home remain safe.
- C. Children are often placed in shelters without due consideration to the mixture of children already in the facility.

Lack of Oversight

- A. Homestudies should be updated.
- B. HHS needs to require accountability and record keeping of its subcontractors.

Managed Care Concerns

- A. Managed care often denies treatment placements.
- B. There are inherent differences of philosophy between the goals of managed care providers and the child's well being. The child's well being should be prioritized.

Lack of Documentation

- A. There is a lack of documentation in some files, especially medical information and independent living information.
- B. Home studies are often not updated, and there is a lack of information on foster homes.
- C. Information on Independent Living Assessments, PAL (preparation for adult living) Reports, home studies, outcome studies, and medical reports need to be in the files.
- D. Therapy information is needed in the files.

Case Management Concerns

- A. Caseworkers need to be enabled to attend Board meetings.
- B. The teamwork between HHS and the Board needs to continue.
- C. The expungement process should be reviewed [removing a name from the child abuse registry]. The Board suggests that only a court order could expunge the name of a convicted child molester/abuser.
- D. HHS needs to improve reporting to the Review Board tracking system, which HHS is required to do by law. Children are being "lost" again.
- E. Schools need to be aware of certain information on children in order to keep other children safe.
- F. Caseworker caseload is too high.
- G. HHS often uses a generic case plan.
- H. There is too much HHS case manager turnover.

Paternity Concerns

- A. Paternity needs to established early in the case. Petitions need to include both parents. Child support should be addressed early in the case.

Investigation Concerns

- A. All instances of reported child abuse/neglect should be investigated.
- B. Law enforcement needs more training on interview techniques with children.
- C. Children's cases should take priority whenever their safety is threatened.

Prosecution Concerns

- A. County attorneys should be given support for filing termination cases.
- B. Some children are charged as status offenders that are really victims of abuse/neglect.

Court and Legal Action Concerns

- A. Guardians ad litem often do not take an active role. Guardians ad litem need more contact with children.
- B. Pretrial conferences and decisions are often made in the judge's chambers rather than in a full court proceeding.
- C. Legal parties need additional training on the Adoption and Safe Families Act.
- D. CASA (court appointed special advocates) programs need to be strengthened and there needs to be more consistency within and between programs.
- E. Adjudications are sometimes delayed. There are too many continuances.

Detention Center Concerns

- A. Appropriate discipline, services, education, and safety concerns remain.
- B. Detention centers still have a lack of schooling and services.

Placement, Services, Treatments Concerns

- A. There are not enough foster homes in the community.
- B. There is a lack of treatment and group homes in western Nebraska.
- C. There is a lack of services for age 18 and older.
- D. There are no placements in the area for sexual perpetrators.
- E. There is a lack of placement options for those who have significant mental health issues.
- F. The lack of availability of placements results in some children being inappropriately placed.
- G. Sometimes using extended family as placements continues the cycle of abuse or the neglect the children came from.
- H. Therapeutic foster homes developed by private agencies should be licensed through HHS and required to have CPS and criminal history background checks to ensure children's safety.

Support for Foster Parents Concerns

- A. Foster parents are not always provided necessary information regarding the child. HHS should share information with foster parents, such as sexual perpetration issues, and aggressive behaviors by the youth. This information is important for the foster parents to assure that the child and other children in the home are safe, and foster parents properly address safety issues.
- B. HHS should assure that the foster parents are provided necessary information regarding the child, including who their guardian is and how to contact him/her.
- C. HHS should provide services and additional training to foster parents to help with special needs children so they can better understand and cope with the needs of children in their care.
- D. Foster parents need to know of the resources that are available for them to use to assist the foster children. For example, they need to know which dentists accept Medicaid.

Oversight Concerns

- A. There is a need for better procedures and more thorough investigations of foster homes in response to complaints about the home.
- B. There is a lack of impartial oversight of the YRTC's.

Lack of Documentation Concerns

- A. There is a lack of documentation provided by service providers, especially therapists. HHS should provide better documentation of foster children's medical, educational, therapy reports, and special needs in the HHS file.
- B. Home studies are either not available in the HHS file or are not completed prior to placement of children.

- Case Plan Concerns**
- A. Case plans need to be updated when a child is moved to a different placement.
 - B. Parents frequently do not understand the goals of the case plan. HHS should provide case plan goals that are understandable, measurable, and attainable. HHS should ensure that the case plan is written clearly, and then go over the goals and expectations with all parents.
 - C. OJS wards need case plans and better documentation in their files.
- Case Management Concerns**
- A. The gap of services for youth between 19 and 21 needs to be addressed. The improved PALS program to provide a year of transition is helpful, but needed for more youth.
 - B. Case managers have too large a caseload.
 - C. There is too much case manager turnover.
 - D. HHS may be involved with a family for a number of years before the children are removed from the home. Protocols need to be developed to assure children's safety.
 - E. Communication should improve between HHS and local schools.
 - F. HHS should provide more supervision, worker accountability to case managers so children receive the protection and services needed.
 - G. HHS should allow and encourage workers to attend Foster Care Review Board case reviews. This benefits the Board by having additional information available for review and benefits HHS by allowing the case manager to meet with all the parties to the case.
- Paternity Concerns**
- A. Paternity needs to be identified early in cases.
- Investigation Concerns**
- A. Personnel involved in abuse/neglect investigations need to be thoroughly trained on how to identify, investigate, and prosecute child abuse cases. This should include training in appropriate questions to ask children.
 - B. HHS and law enforcement needs to do a better job of cross reporting.
 - C. A national child abuse registry is needed to track abuse when families travel across state lines so that the history of abuse/neglect allegations is known to investigators regardless of the number of moves a family makes.
- Prosecution Concerns**
- A. Filings for termination of parental rights often do not happen in a timely manner.
 - B. Original petitions do not always address all issues that lead to the removal of the child.
 - C. Supplemental or amended petitions are not always filed to include allegations of abuse/neglect revealed after the child has been placed in out of home care.
 - D. Child support is not always ordered. It is important to emphasize the responsibilities of parents by assessing support.



- E. Discourage the practice of pleading child abuse down to a lesser charge for a parent's admission in the juvenile case so that the reasons for a child entering care can be addressed.
- F. Take a pro-active role in assessing and filing for termination of parental rights when appropriate.

Court and Legal Action Concerns

- A. Judges need to read Board recommendations, which provide information from a variety of sources.
- B. GALs should see the children more often. They need to take an active role in working for the best interest of the child. They should assure the safety of the children assigned to them.
- C. GALs should prepare and submit reports to courts frequently. GALs should be paid based on their involvement with the youth and their reporting to the court.
- D. GALs should be appointed in all juvenile cases, including status offender cases.
- E. Parents frequently report that they don't understand what is expected of them. All parties should make sure parents understand their responsibilities and the options if those responsibilities are not met.
- F. Courts need to be more diligent in holding all parties accountable to the case plan, especially the parents.
- G. CASAs need to be established in all areas of the state.
- H. Enforce child support judgments for children in out-of-home care. Parents should be made financially accountable.
- I. Children are remaining in care too long after parental rights have been severed awaiting completion of their adoption.

Detention Center Concerns

- A. There is a need for family services for children and family.

Other Concerns

- A. There is a lack of dental providers in western Nebraska who are willing to accept Medicaid.
- B. Guardianship may jeopardize a youth's ability to use the former state ward program to advance their education.
- C. Bilingual services are not always available for children or parents.


"Life affords no greater responsibility, no greater privilege, than the raising of the next generation."

Dr. C. Everett Koop

"The greatest natural resource that any county can have is its children."

Danny Kaye

**FOSTER CARE REVIEW BOARD
and CASE REVIEWS**



THE FOSTER CARE REVIEW BOARD

Unique and Beneficial Aspects of Citizen Review in Nebraska

- ❖ The Board's structure gives the agency the independence needed to point out the flaws at every stage of a child's case, and to provide input to policy-makers on what is needed to promote best practices. The Nebraska Legislature designed the Foster Care Review Board to be an independent state agency that is not directly affiliated with either the judicial branch or the Department of Health and Human Services. In other states the review agency is a part of a larger social services or judicial system, and thus must answer to them when reporting on conditions for children.

- ❖ In Nebraska, a State Board that is appointed by the Governor and approved by the Legislature governs the agency. The terms of office are staggered so that a change in Governor does not automatically result in an entirely new State Board. The State Board by law must include representatives from each of the state's congressional districts. The State Board oversees the agency, whose staff facilitates local Foster Care Review Boards in communities across the State and manages the Board's tracking system (an extensive database of all children in out-of-home care).

- ❖ Board staff members go into the HHS offices across the state to actively research all file information on the children and discuss cases with the case managers, rather than accepting whatever the HHS office chooses to impart as happens in some other states. The section on case reviews gives more details on the entire case review process.

- ❖ The Board invites all interested parties, including the legal parties, foster parents or other placement providers, educators and service providers to give information through questionnaires. Whenever time permits interested parties are also invited to attend a portion of the local board meeting where they could speak directly with the local board members. Parents who retain their parental rights are always invited to attend the reviews of their children's case. It should be noted that the availability of questionnaires as a means for interested parties to provide input has helped to mitigate some of the distance challenges inherent in the state.

- ❖ Additional contacts are made with the foster parents/placements, the guardians ad item, and the case managers to clarify conflicting or omitted file information and to get information on the latest developments in the case.

- ❖ After careful review and research by Board staff, materials are presented to multi-disciplinary trained community-based boards that study the information then itemize their concerns and recommendations for the ongoing care and safety of the child. This is written into a formal document that is distributed to the judge

- and all legal parties. Local board structure and makeup is discussed in more detail later in this section.
- ❖ **The Board is required under Nebraska statute to maintain an independent tracking system.** The Nebraska system is a national model, both for the information compiled and for its ease of use. The independent tracking system enables the Board to both track and report on indicators of how the system is responding to children's needs. Information from this system was given in testimony to Congress on several occasions. For instance, Nebraska's Foster Care Review Board was invited to give testimony before Congress on what became the 1997 Adoption and Safe Families Act. Information from this system is used to compile the statistics for the agency's annual report.
 - ❖ **The Board is statutorily required to create a yearly comprehensive assessment of conditions for children in foster care and report those conditions to the Governor, members of the Legislature, the Judiciary, HHS, the press and the public.** This is done through the annual report. The Board also provides special reports and fact sheets.
 - ❖ **As a result of its dialogue with policy makers the Board has been instrumental in the passage of local Nebraska legislation to require an assessment of whether a termination should be filed after the child has been in care for 18 months, providing for mandatory training of prosecutors, creating the Child Protection Unit in the State Attorney General's office, and under certain circumstances allowing an open adoption contract between parents of state wards and the adoptive parents in order to facilitate permanency.**
 - ❖ **The Board has limited legal standing available to appear in court on behalf of foster children to challenge inappropriate plans.** This is discussed in more detail later in this section.
 - ❖ **The Board works cooperatively with HHS, the Bar Association, and the Judiciary, and others to provide continuing educational programs for legal parties, child welfare professionals, and local board members on issues such as children's bonding and attachment needs, how to conduct investigations of alleged abuse, neglect, or sexual abuse; provisions of the Adoption and Safe Families Act (ASFA), reasonable efforts and reunification plans, developmental disabilities and abuse, alternatives to restraints.** The Board has also facilitated Legislative caucus meetings on the child welfare system and worked with the Governor's office to plan an adoption summit.

- a. The history and role of the Foster Care Review Board;
- b. Information on the need for permanency planning;
- c. The importance of bonding and attachment;
- d. The effect of separation and loss on children at various ages;
- e. How a child enters the legal system;

Three training sessions are required before a person can be placed on a local board. The training includes:

Each board meets monthly for approximately 3-4 hours. Informational packets are mailed to board members prior to the meeting, and board members spend 3-4 hours in preparation for the meeting.

During 2001 there were 58 Local Boards composed of 383 unpaid volunteer citizens from the community who have completed required training and meet monthly to review the cases of children in out-of-home care. In order to provide maximum input on a child's case, an attempt is made to select board members from a variety of different occupations and viewpoints. A typical board might include an educator, a medical professional, an attorney, a mental health practitioner, and a foster parent.

Local Foster Care Review Boards

The State Board holds several meetings each year, usually in Lincoln. State Board meetings are open to the public.

The responsibilities of the State Board include:

- Creation and revision of Rules and Regulations, and Policies and Procedures;
- Oversight of the budget, expenses, and agency requests;
- Selection, training, and supervision of Local Foster Care Review Boards;
- Development and maintenance of a tracking system of all children in out-of-home care;
- Approval of Annual Report recommendations; and
- Policy decisions and general oversight of the agency.

The State Foster Care Review Board is responsible for governing the agency and setting agency policy. The State Board consists of nine members selected by the Governor and approved by the Legislature. Two members are chosen from each of the three Congressional Districts. These members serve three-year terms and are selected on a staggered basis. Three additional Board members are appointed from the Local Review Board chairpersons, one from each Congressional District. These members serve two-year terms. Terms are staggered so that a change in Governor does not automatically mean a change in the makeup of the State Board.

The Structure of the State Foster Care Review Board

- f. The roles of the judge, county attorney, guardian ad litem, child-caring agency, and foster parent;
- g. Reviewing a case and comparing the review conducted by the new board with the recommendation of an existing board;
- h. The importance of confidentiality; and,
- i. Observation of a local board meeting.

The following is a list of the cities as of the end of 2001 that have one or more local foster care review boards (number of local boards in parentheses):

Alliance (1), Auburn (1), Beatrice (1), Bellevue (1), Columbus (1), Elkhorn (1), Fremont (1), Grand Island (3), Hastings (2), Kearney (2), La Vista (1), Lexington (1), Lincoln (10), Norfolk (1), North Platte (2), O'Neill (1), Ogallala (1), Omaha (19), Papillion (1), Pierce (1), Scottsbluff/Gering (3), Seward (1), South Sioux City (1), and York (1).

Thousands of Unpaid Hours are Donated Annually

The Foster Care Review Board in Nebraska exists due to the time and efforts of its volunteers. State and Local Board members are unpaid volunteers. State Board members, who may drive up to 400 miles each way to attend State Board meetings, may receive reimbursement for mileage and any needed overnight accommodations. Many local board members drive up to 60 miles or more (one way) to attend regular board meetings; however, they do not receive any compensation due to budgetary considerations.

In addition to attending their regular meetings, State and Local Foster Care Review Board members attend initial and ongoing training sessions, tour foster care facilities (including group homes and institutions), increase their knowledge at seminars and conferences, visit with Legislators, and volunteer in the Review Board's office.

The following is a summary of the hours, excluding travel time, donated to the Review Board during 2001.

State Board members	4 regular meetings and preparation	256 hours
Local Board members	inter-agency meeting participation	40 hours
	research and analysis	120 hours
Local Board members	621 meetings and preparation	33,224 hours
Office volunteers		20 hours
TOTAL		33,660 hours

State and local board members represent a variety of professions and occupations, such as law, education, medicine, business, and social services. The value of the time that state and local board members donate to assisting the abused and neglected children of Nebraska, taken at a very conservative estimate of \$20 per hour, was \$673,200 for 2001.

Use of Limited Legal Standing

The Foster Care Review Board was granted limited legal standing by the Legislature in 1990 and the State Board developed Rules and Regulations governing how and when legal actions should be considered. A public hearing was held and the revised Rules and Regulations were submitted for approval. Consequently, the Board may request legal standing under any of the following conditions:

- Reasonable efforts were not made to prevent a child from entering care,
- There is no permanency plan,
- The permanency plan is inappropriate,
- The placement is inappropriate,
- Regular court hearings are not being held,
- Appropriate services are not being offered,
- The best interest of the child is not being met, or,
- The child is in imminent danger.

Neb. Rev. Stat. §43-1313 allows the Board to request and participate in review hearings at the dispositional level¹, when the Board deems it necessary to assure one or more of the following:

- the child's safety,
- the child's basic needs are being met, and
- the child's case is moving toward the goal of a safe, permanent placement.

Since the Board was granted legal standing in 1990 through the end of 2001:

- 528 cases involving 874 children have been acted upon or utilized legal standing.
- Most (701 of 874) children's cases were handled through meetings with the county attorney and/or other parties to the case.
- An attorney was hired to represent the Board for 163 children.

During 2001:

- Four cases involving eight children were referred, or utilized, legal standing.
- An attorney was hired to represent the Board for the eight children in 2001.

¹ For explanation of the steps in a child case, see the Appendix for the chart "Following a Case Through Juvenile Court."

The Board's Tracking System Database

Due to the authority derived by the Board from §43-1313, many potentially problematic cases have been resolved without involving the costly and time-consuming process of the courts. A local board review may be held instead, followed by a case status meeting with representatives from the responsible agency and other legal parties.

Attorneys are retained by the Board when other avenues are unsuccessful in addressing the local board members' concerns or if there is little time to respond. The process for hiring an attorney starts when local boards/staff identify problem cases for which hiring an attorney might be appropriate. In these cases, the local board's review specialist compiles the case information and submits this to his/her supervisor. The identified cases and the objectives of what would be accomplished by taking legal standing are then submitted to the Executive Committee of the State Board for review.

This process has proven very successful in addressing the concerns the local boards have expressed regarding the children.

Per statute, the Board maintains an independent computerized tracking system, which is housed in its main office in Lincoln. Since this system began in 1983 through the end of 2001, 62,475 individual Nebraska children in out-of-home care have been tracked.

Up to eighty-two articles of information are kept on children once they enter out-of-home care. After a local board has reviewed the child's case an additional ninety-three pieces of data are added. Information on the Board's tracking system includes why and when the child entered care, court dates and results, sibling information, adoption data, and barriers to the permanency plan. Information on the children is continually updated as changes occur.

Nebraska's tracking system is one of few in the country that follows all children placed in out-of-home care in the state. The Nebraska Foster Care Review Board receives reports and updates from the Juvenile and County Courts, the Department of Health and Human Services, and private agencies throughout the state.

HHS is a primary source for information about the children, and there have been ongoing problems with the reports available since HHS converted to the N-FOCUS computer system for child welfare cases in 1997. There is a separate section of this report dealing specifically with HHS N-FOCUS report issues and how those issues have forced the Board to institute a number of pro-active steps to ensure that data on the Board's tracking system is the most reliable possible. As a result of these steps, Board data on key foster care indicators is considered much more reliable than available through HHS.

Data from the Board's tracking system is used throughout this report. Nebraska data has been used repeatedly to challenge the concept of mandatory plans of reunification on both a state and a national level. The Board views compliance with the Adoption and Safe Families Act as meaning that the child's best interests are being served, and the Board is a firm advocate for best interests on both a case-by-case and a systems level.

Why Citizen Review Was Enacted in Nebraska

The legislation creating the Foster Care Review Act was inspired by child advocates with faith in the concept of permanency planning reviews and the vision to see how citizen review boards would help the foster children of Nebraska move from the foster care system towards permanent homes in a timely manner.

The Nebraska State Legislature enacted citizen review in Nebraska in 1982 when it passed the Nebraska Foster Care Review Act. The Act was created in response to PL 96-272, federal legislation that mandated the development of permanency planning and periodic review of children in foster care, and in response to other problems in the Nebraska foster care system. The Act established the State Foster Care Review Board and also mandated periodic court reviews of children in foster care. The Act is found in Neb. Rev. Stat. §43-1301 to §43-1318.

At the time that citizen review in Nebraska was initially proposed, many children had languished in the child welfare system for years, and many children had been "lost" in system; that is, due to poor tracking methods no one knew where some of the children in foster care were placed. Some of these children were never found.

In 1982 the Department of Social Services estimated that there were about 1,800 children in foster care in Nebraska. By the end of 1983 (the Review Board's first year of tracking foster children), it was clear that there were over 4,000 children in foster care in Nebraska. At the end of 2001, the daily average number of children in foster care in Nebraska is about 5,500.

Important Milestones in the History of the Board

A. Studies on the Effectiveness of Citizen Review

In the 1980's Dr. Ann Coyne with the School of Social Work at the University of Nebraska at Omaha conducted three separate studies of the efficacy of reviews. The studies revealed that children whose parents were unable or unwilling to provide care and whose case had the benefit of citizen review were two to four times more likely to have adoption as a plan when compared to other cases similar in every way except not reviewed.

B. Additional Mandatory Findings on Placement Appropriateness

In 1990, the Legislature increased the Board's responsibilities to include determining if the child's placement is appropriate and if there is a continued need for out-of-home placement.

C. Legislative Study of 1994

In a Legislative Study issued in February 1994, the Legislative Research Division recommended that "...the Legislature should decide the type and number of review systems Nebraska needs. Making such decisions will require weighing the benefits of each existing system against the larger policy issues, including how to make the overall system as effective as possible within resource constraints."

D. Full Implementation of the Foster Care Review Act - 1996

In response to the Legislative Study of 1994, LB 642 was sponsored in February 1995 by Senator Michael Avery (and named his priority bill) and co-sponsored by Senators Brashear, Brown, Crosby, Dierks, Engel, Hartnett, Hudkins, Jensen, Kristensen, Lynch, McKenzie, Schellpeper, Vrtiska, Warner, and Wehrbein.

This bill facilitated the original intent of the Legislature when the Foster Care Review Act was passed in 1982. [From the time the Board was created in 1982 until mid-1996, the Board received less funding than was necessary to review all of the state wards in out-of-home care. Therefore, during this period it was only possible to review about 60 percent of the wards.]

LB 642 established the Foster Care Review Board as the agency responsible for the periodic reviews of children in out of home care pursuant to the federal Adoption Assistance and Child Welfare Act of 1980, Public Law 96-272. LB 642 provided personnel and funding installments starting July 1, 1996, to achieve this goal. Seven staff members were added in July 1996 and three more in September 1996.

Citing the quality of the reviews, the fact that reviews are shared with all legal parties, that reviews are a community-based, multi-disciplinary approach, and that the data collected from these reviews would be valuable to policy makers, the Legislature passed LB 642 on April 10, 1996, with approval by the Governor following on April 12, 1996.

In response to this new opportunity to provide more children with the benefit of citizen review, the Board immediately began to implement reviews for all children.



Nebraska is a member of the National Association of Foster Care Reviewers (NAFCR). The NAFCR was established in 1985 to promote permanent families for children by assuring that every child in foster care receives an independent, timely, and complete external citizen review. Nebraska hosted the 1995 NAFCR Conference that was held in Omaha. Carolyn Stitt, Executive Director of the Review Board, is a past president of the NAFCR. Burrell Williams, past State Board chair and current member of an Omaha Local Board and the State Board, previously served on the National Board of Directors.

The National Association of Foster Care Reviewers

In 1998, as part of the Nebraska Adoption and Safe Families Act, the Legislature again increased the Board's responsibilities to include findings on whether the placement and the plan is safe, whether grounds for termination of parental rights appear to exist, and to name a preferred alternate permanency if reunification does not appear to be in the children's best interests.

E. Additional Mandatory Findings Added - 1998

During the summer and fall of 1996, the Board recruited and trained 225 community volunteers to serve on new and existing local boards in response to the mandate to review all children who have been in out-of-home care for six months or longer. Additional review and support staff were also hired and trained. The increase in the number of children reviewed since 1996 is a direct result of LB 642.

“Volunteerism is humanism in its most compassionate form. It is an extended hand to a voiceless plea, a sun on the worst days, a lighted candle on the darkest night. It is that small voice that whispers from our heart, reminding us that we all share this Blue Marble for so little time that to give it meaning, we must share our love.”

Cliff Robertson, Actor

CASE REVIEW PROCESS

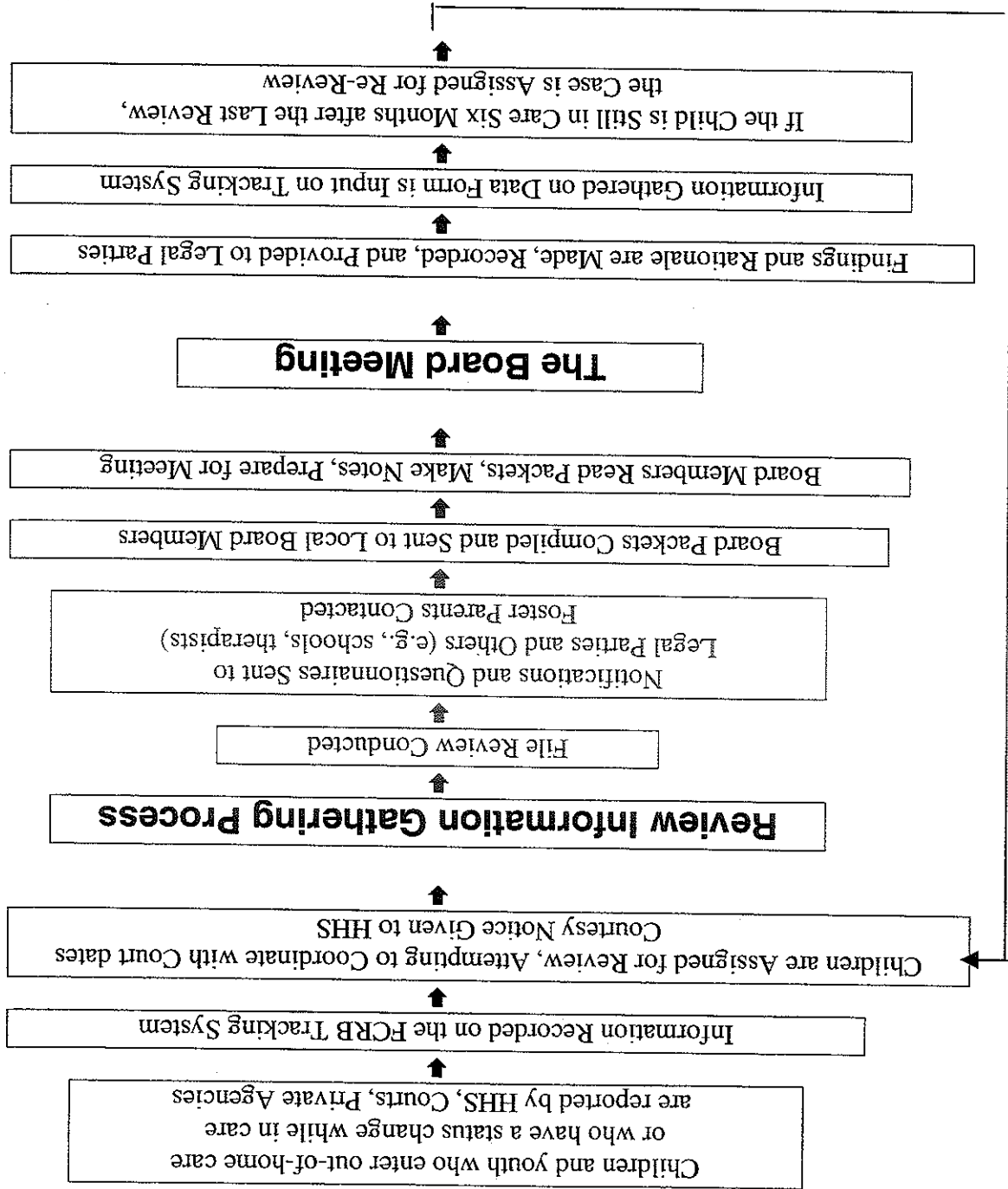
The Foster Care Review Board completed 6,015 reviews on 4,092 children in 2001, and issued approximately 42,105 reports with recommendations regarding reviewed children's cases to courts, agencies, guardians ad litem, attorneys, and county attorneys. Each report included a case history of the child with the reasons why the child was placed in foster care; court dates; information on services, education, and visitation; recommendations and findings on the placement, services, and plan; and remaining barriers to permanency.

The following is a brief description of the Nebraska Foster Care Review Board case review process.

- A. The FCRB goes into the HHS offices to pull the case plan and other relevant file information, and to verify previously received information
- B. Contacts are made with foster parents/placements, GAL's, and case managers
- C. Legal parties are given several opportunities to provide additional information
 - All legal parties are invited to give information at the review meetings
 - All legal parties are given questionnaires designed specifically for their profession that they can return if unable to attend the meeting
 - All legal parties are given the opportunity to provide information via telephone that is taped for consideration by the local board reviewing the case
- D. Other interested parties, such as teachers, counselors, and the like are also provided questionnaires and the opportunity to respond via telephone. When time allows they may also be invited to give information at the review meeting.
- E. After careful review and research by review specialists, multi-disciplinary boards itemize their concerns and recommendation for the ongoing care and safety of the child
- F. The recommendations are then forwarded to the judge and all legal parties.

The following chart shows this process in graphic format.

The Foster Care Review Board - Review Process



**STATISTICAL MEASURES OF CHILD WELFARE
EFFICACY**

TABLES 5 - 33

(Tables 1-4 are on page 41 at the end of the Preview and Commentary)




TABLE 5

**COMPLIANCE WITH THE FOSTER CARE REVIEW ACT
LOCAL BOARD FINDINGS FOR CHILDREN REVIEWED DURING 2001**

IS THERE A WRITTEN PERMANENCY PLAN		BOARD AGREEMENT WITH CHILD'S PERMANENCY PLAN	
# Children	Percent	# Children	Percent
1,707	41.7%	2,496	61.0%
•There is no plan or the plan is incomplete.		•The Board disagrees with the plan, or there is no plan.	
No plan.	20.0%	Board disagrees with the plan.	24.1%
Verbal plan, not in writing.	3.8%	Board partially agrees with the plan.	9.2%
Incomplete plan.	17.4%	No current written plan.	19.2%
Multiple plans.	0.5%	Plan unclear, multiple plans.	1.0%
		Plans unclear, recent transition.	0.6%
		Plan unclear, no documentation.	3.7%
		Plan unclear, other reasons.	3.2%
			61.0%
		Total	4,092
			1,596
			39.0%
			100.0%

continued...

Explanation of Table 5—This table shows compliance with the Foster Care Review Act as determined through the findings of the local Foster Care Review Boards that reviewed the children's cases during 2001.

TABLE 5 (continued)

COMPLIANCE WITH THE FOSTER CARE REVIEW ACT

SERVICES IN THE PLAN/OFFERED		# Children	Percent
•Needed services not provided, or not utilized.			
Some services are in motion.	611	14.9%	47.3%
Services offered, not utilized.	801	19.6%	
Unclear what is being provided.	449	11.0%	
No plan, no services provided.	76	1.8%	
	1,937	47.3%	
•All services in the plan are presently in motion.			
No plan has been developed, but services are being provided	634	15.5%	37.2%
Total	1,521	37.2%	
PERMANENCY PLAN MADE TOWARD			
•No progress, partial progress, or progress unclear			
No progress towards permanency.	752	18.4%	75.0%
Partial progress.	1,130	27.6%	
Unclear due to lack of written plan	758	18.5%	
Unclear due to other reasons.	428	10.5%	
	3,068	75.0%	
•Progress is being made towards the permanency objective.			
Total	1,024	25.0%	100.0%

continued...

Explanation of Table 5—This table shows compliance with the Foster Care Review Act as determined through the findings of the local Foster Care Review Boards that reviewed the children's cases during 2001.

TABLE 5 (continued)

COMPLIANCE WITH THE FOSTER CARE REVIEW ACT

IS CURRENT PLACEMENT APPROPRIATE AND SAFE		# Children	Percent
• Placement inappropriate, unsafe, or it is unclear			
Unsafe, thus inappropriate.	73	1.8%	
No documentation/homestudy.	830	20.3%	
Safety and appropriateness unclear.	295	7.2%	
Placement is not appropriate for all siblings placed together.	128	3.1%	
	1,326	32.4%	
• Current placement appears appropriate and safe.			
			Total
			2,766
			67.6%
			100.0%

Safety evaluation by department or custodial agency		# Children	Percent
• Custodial agency has not fully evaluated safety or it is unclear.			
Custodial agency has not evaluated the safety/taken action.	91	2.2%	
Unclear if custodial agency has evaluated safety.	1,215	29.7%	
Custodial agency partially evaluated safety.	189	4.6%	
	1,495	36.5%	
• Custodial agency evaluated the safety of the child and taken the necessary measures in the plan to protect the child.			
			Total
			2,597
			63.5%
			100.0%

continued...

Explanation of Table 5—This table shows compliance with the Foster Care Review Act as determined through the findings of the local Foster Care Review Boards that reviewed the children's cases during 2001.

COMPLIANCE WITH THE FOSTER CARE REVIEW ACT

TABLE 5 (continued)

Reasonable efforts toward reunification	# Children	Percent
• Reasonable Efforts are not being made to return the child home or it is unclear what efforts are being made or there is no longer a need for out-of-home placement	725	17.7%
No Reasonable Efforts/continued need for out of home placement, unclear Reasonable Efforts, unclear need for out-of-home placement, unclear Reasonable Efforts, continued need for out-of-home placement.	77	1.9%
Unclear Reasonable Efforts, unclear need for out-of-home placement	55	1.3%
Reasonable Efforts are being made and there is a continued need for out of home placement.	532	13.0%
Reasonable Efforts are being made and there is a continued need for out of home placement.	61	1.5%
Reasonable Efforts are being made and there is a continued need for out of home placement.	725	17.7%
• Reasonable Efforts are being made and there is a continued need for out of home placement.	1,818	44.4%
• Reasonable Efforts are no longer being made because the plan is no longer reunification, however, there is a continued need for out of home placement.	1,538	37.6%
• Reasonable Efforts to return the child home are no longer being made because there has been a judicial determination of aggravating circumstances, however, there is a continued need for out of home placement.	11	0.3%
Total	4,092	100.0%

continued...

Explanation of Table 5—This table shows compliance with the Foster Care Review Act as determined through the findings of the local Foster Care Review Boards that reviewed the children's cases during 2001.

TABLE 5 (continued)

COMPLIANCE WITH THE FOSTER CARE REVIEW ACT

Parent-child visitation arrangements	# Children	Percent
•Parental visitation arrangements are not optimal for the child	1,277	31.2%
Arrangements made		
but do not allow adequate parent-child contact.	68	1.7%
but not regularly occurring due to parental unwillingness.	353	8.6%
but not regularly occurring due to other barrier(s).	175	4.3%
but no visitation is occurring due to parental unwillingness.	230	5.6%
but no visitation is occurring due to other barrier(s).	98	2.4%
but allow too much contact or the contact is otherwise not in the best interest of the child.	298	7.3%
Arrangements not made	55	1.3%
1,277		31.2%
•Unclear parental visitation arrangements.	462	11.3%
•Parental visitation arrangements have been made and allow adequate parent-child contact.	1,434	35.0%
•Parental visitation is not applicable because:...	824	20.1%
•No parental visitation arrangements due to court order.	95	2.3%
Total	4,092	100.0%

continued...

Explanation of Table 5—This table shows compliance with the Foster Care Review Act as determined through the findings of the local Foster Care Review Boards that reviewed the children's cases during 2001.

TABLE 5 (continued)

COMPLIANCE WITH THE FOSTER CARE REVIEW ACT

Sibling visitation		# Children	Percent
• Sibling visitation arrangements are not optimal for the child			
Arrangements unclear.	1,262	30.8%	
Arrangement made, but do not allow adequate sibling contact.	64	1.6%	
Arrangement made, but visitation is not occurring on a regular basis.	56	1.4%	
Arrangement made, but no visitation is occurring.	22	0.5%	
Sibling visitation is occurring, but inappropriately.	31	0.8%	
No sibling visitation made by contractor of services or casemanager	71	1.7%	
No sibling visitation arrangements made due to other barrier(s).	225	5.5%	
• Sibling visitation arrangements have been made and allow adequate sibling contact.			
Sibling visitation is not applicable. (no siblings or placed together).	1,124	27.5%	
No sibling visitation arrangements made due to court order.	12	0.3%	
No sibling visitation due to the severance of legal ties.	80	2.0%	
No sibling visitation due to a lack of relationship between siblings.	104	2.5%	
Total	4,092		100.0%

continued...

Explanation of Table 5—This table shows compliance with the Foster Care Review Act as determined through the findings of the local Foster Care Review Boards that reviewed the children's cases during 2001.

TABLE 5 (continued)

COMPLIANCE WITH THE FOSTER CARE REVIEW ACT

Reasonable efforts prior to entering care	# Children	Percent
• Reasonable efforts were not made or are unclear	328	8.0%
Reasonable efforts were not made to prevent the child's removal from the home.	45	1.1%
It is not clear what efforts were made to prevent the child's removal from the home.	223	5.4%
Reasonable efforts to prevent the child's removal from the home	60	1.5%
unclear due to child being incarcerated.	328	8.0%
• Reasonable efforts were not made to prevent the child's removal because an emergency situation existed.	2,283	55.8%
• Reasonable efforts were made to prevent the child's removal from the home.	1,459	35.7%
• Reasonable efforts to prevent the child's removal were deemed no necessary due to a judicial determination of aggravating circumstances per Neb. Rev. Stat. §43-254, section 24.	22	0.5%
Total	4,092	100.0%

continued...

Explanation of Table 5—This table shows compliance with the Foster Care Review Act as determined through the findings of the local Foster Care Review Boards that reviewed the children's cases during 2001.

TABLE 5 (continued)

COMPLIANCE WITH THE FOSTER CARE REVIEW ACT

Grounds for Termination of Parental Rights	# Children	Percent
•Per §43-1308(1)(b) the Board finds that grounds for termination of parental rights appear to exist under...	1,017	24.9%
•Per §43-1308(1)(b) the Board finds that grounds for termination of parental rights do not appear to exist under...	1,122	27.4%
•Per §43-1308(1)(b) the Board finds that grounds for termination of parental rights cannot be determined due to the lack of information on the following...	92	2.2%
•Per §43-1308(1)(b) the Board is unable to make a finding on whether grounds exist to terminate parental rights as it is unclear if the termination of parental rights is in the child's best interest.	229	5.6%
•Per §43-1308(1)(b) the Board finds that grounds for termination of parental rights appear to exist for one parent, but not for the other.	42	1.0%
•Per §43-1308(1)(b) the Board finds that grounds for termination of parental rights appears to exist, however, it is not in the best interests of the child due to...	697	17.0%
•Per §43-1308(1)(b) the Board's finding on whether grounds for termination of parental rights appears to exist is not applicable.	893	21.8%
Total	4,092	100.0%

¹This column does not total exactly 100% due to rounding on individual items.

continued...

Explanation of Table 5—This table shows compliance with the Foster Care Review Act as determined through the findings of the local Foster Care Review Boards that reviewed the children's cases during 2001.

TABLE 5 (continued)

COMPLIANCE WITH THE FOSTER CARE REVIEW ACT

The Board's recommended plan if return of the children to the parents is unlikely		# Children	Percent
•There was insufficient information to make an accurate finding			
Unable to determine if return is likely or unlikely due to the lack of information on ...	653	16.0%	
Unable to make finding due to other circumstances	76	1.9%	
Return of the children to the parent is not likely but cannot recommend a specific permanency option due to lack of information on...	110	2.7%	
	839	20.6%	
•Return of the children to the parents is unlikely, and the Board recommends...			
referral for termination of parental rights and/or adoption.	752	18.4%	
adoption as parental rights are no longer intact due to termination, relinquishment, or death.	573	14.0%	
referral for guardianship.	383	9.4%	
referral for placement with a relative.	120	2.9%	
referral for a planned, permanent living arrangement other than adoption, guardianship, or placement with a relative.	909	22.2%	
	2,737	66.9%	
•The Board finds that the return of the child to the parents is likely, therefore the findings under §43-1308(1)(c) do not apply			
	516	12.6%	
Total	4,092		100.0% ¹

¹This column does not total exactly 100% due to rounding on individual items.

Explanation of Table 5—This table shows compliance with the Foster Care Review Act as determined through the findings of the local Foster Care Review Boards that reviewed the children's cases during 2001.

This table compiles the top ten barriers to permanency identified by the local boards for each of the 4,092 individual children reviewed during 2001. Barriers may be in any of the categories, and more than one barrier can be in the same category.

continued...

Category	Number of Children
Ability/willingness to parent child	1,542
Past history of abuse/violence/neglect	1,123
Substance abuse problems of parents	923
Resistant/uncooperative to services	687
Relationship among family members	589
Lack of visitation	429
Inadequate/inappropriate housing	377
Mental illness	275
Lack of job training/skills	274
Possible sexual abuse if returned	236
Noncompliance with Court Order	205
Parent(s) whereabouts unknown	197
Inability to cope with child's disability	194
Bonding problems	190
Distance between family members	190
Low functioning parent	187
Incarceration	182
Economic stress	172
Failure to pay child support	68
Number of times child placed in foster care	82
Chronic health problems of parent	53
Lack of transportation	34
Illiteracy	14
Other parenting barriers	224
Total Parental Barriers Identified	8,447

Total Parental Barriers Identified 8,447 identified barriers

During each review, local boards identify the top ten barriers to children's case plans being implemented and children achieving safe, permanent homes. The barriers are reported to all the legal parties of the children's cases in the final recommendation reports issued after completion of each review. The following is a compilation of the barriers identified during 2001. Categories appear in order of the number of barriers identified. The most frequently identified barriers are parental barriers.

BARRIERS TO PERMANENCY FOR CHILDREN REVIEWED DURING 2001

TABLE 6

This table compiles the top ten barriers to permanency identified by the local boards for each of the 4,092 individual children reviewed during 2001. Barriers may be in any of the categories, and more than one barrier can be in the same category.

continued...

Category	Number of Children
Planning Barriers	
No plan	743
Plan inappropriate	181
Inappropriate timeframe (too long or too short)	178
No timeframe	77
Plan unclear	67
No objectives	45
Inappropriate objectives	25
Multiple plans	18
No parent/agency contract/agreement with father	3
No parent/agency contract/agreement with mother	3
Other planning barriers	54
Total Planning Barriers Identified	1,394

Category	Number of Children
Implementation Barriers	
Length of time in care	562
Lack of progress	421
Number of disruptions/placements/moves	266
Delay in home study	90
Inadequate casework services	87
Inadequate preparation for independence	80
Inadequate contact with foster parents	29
Inadequate contact with child	28
Worker not facilitating visitation with siblings	24
Inadequate contact with parent(s)	21
Worker not facilitating visitation with parents	13
Other implementation barriers	37
Total Implementation Barriers Identified	1,658

BARRIERS TO PERMANENCY FOR CHILDREN REVIEWED DURING 2001

TABLE 6 (continued)

TABLE 6 (continued)

BARRIERS TO PERMANENCY FOR CHILDREN REVIEWED DURING 2001

Category	Number of Children
Lack of documentation	537
Case transfer interrupts service	70
Case load too large	65
Poor monitoring of contracting agencies	33
(purchased services)	33
Inadequate supervision of caseworker	34
Inadequate knowledge of case by case manager	19
Uncovered case	7
Lack of awareness of policy by worker	7
Policy inappropriate to case	5
Other management barriers	66
<i>Total Management Barriers Identified</i>	843 identified barriers

Case Manager Contact with Children

During the review process Board staff members document whether or not the child's case manager has visited the child within the 60 days prior to the most recent review. Of the 4,092 children's files reviewed during 2001:

◆ 2,802 (68.5%) had documentation of case manager contact with the children within the 60 days prior to review.

◆ 219 (5.3%) had documentation that there was no contact between the case manager and the children within the 60 days prior to review.

◆ 1,071 (26.2%) had no file documentation to indicate whether or not the case manager had visited the children within the 60 days prior to review.

Local Boards have expressed concern that many case managers are not visiting the children and witnessing the interaction of the children with their caregivers.

continued...

This table compiles the top ten barriers to permanency identified by the local boards for each of the 4,092 individual children reviewed during 2001. Barriers may be in any of the categories, and more than one barrier can be in the same category.

BARRIERS TO PERMANENCY FOR CHILDREN REVIEWED DURING 2001

TABLE 6 (continued)

<u>Category</u>	<u>Number of Children</u>
Guardian ad litem not taking active role.....	265
Parent's rights override children's rights.....	217
Lack of legal action to pursue permanency.....	160
Court delays.....	80
No guardian ad litem.....	29
Clarification of child's legal status.....	28
No court reviews.....	13
Conflict with Indian Child Welfare Act.....	8
Court orders conflict with agency plan.....	5
Court does not enforce orders.....	4
No court involvement.....	2
No timetrames in court order.....	1
Other legal barriers.....	121
<i>Total Legal Barriers Identified</i>	<i>933</i>
<i>933 identified barriers</i>	

<u>Category</u>	<u>Number of Children</u>
Lack of independent living skill training.....	79
Lack of specialized foster homes in community.....	52
Lack of adoptive homes for special needs children.....	30
Support services not available.....	17
Residential treatment facility not available.....	17
Lack of foster homes in community.....	9
Lack of home-based services.....	9
Lack of adoptive resources/recruitment.....	8
Counseling services not available.....	7
Group homes not available.....	7
Parenting classes not available.....	5
Inadequate health care services.....	4
Other resource barriers.....	83
<i>Total Resource Barriers Identified</i>	<i>327</i>
<i>327 identified barriers</i>	

This table compiles the top ten barriers to permanency identified by the local boards for each of the 4,092 individual children reviewed during 2001. Barriers may be in any of the categories, and more than one barrier can be in the same category.

continued...

TABLE 6 (continued)

BARRIERS TO PERMANENCY FOR CHILDREN REVIEWED DURING 2001

Category Number of Children

Coordination Barriers

Inadequate coordination/communication	23
within agency	15
Interstate compact delays	14
Inadequate coordination/communication	2
between agencies	1
Inadequate coordination/communication	24
between agency & court	79
Inadequate coordination/communication w/trbe	
Other coordination barriers	
<i>Total Coordination Barriers Identified</i>	<i>79 identified barriers</i>

Category Number of Children

Placement Barriers

Placement does not meet special needs	85
(physical, mental, emotional)	63
Problems in foster home	27
Placement does not meet educational needs	6
Group home/institutional placement	2
Difference in foster care and adoption standards	3
AFDC payment is lower than foster care payment	183
(relative placement)	
Other placement barriers	369
<i>Total Placement Barriers Identified</i>	<i>369 identified barriers</i>

Other Barriers in Categories Not Listed Above

958 identified barriers¹²

No Barriers Identified

385 children³

¹This table compiles the top ten barriers to permanency identified by the local boards for each of the 4,092 individual children reviewed during 2001. Barriers may be in any of the categories, and more than one barrier can be in the same category.

²The "Other" category includes older youth who refuse to return home, and unusual situations that do not fall into any of the categories listed.

³If the Review Board is unable to identify a barrier to the child achieving permanency, the "No Barriers" category is used. Children in this category should be in the process of being transitioned home or their adoption should be nearing finalization.

**TABLE 6B
PROVISION OF HEALTH AND EDUCATION RECORDS
TO THE CAREGIVERS FOR CHILDREN REVIEWED DURING 2001**

Health Records		Given to Foster Parent or Caregiver		Yes		No		Unknown		Not applicable		Total	
				2,480	60.6%	460	11.2%	981	24.0%	171	4.2%	4,092	100.0%
Ages	0-5	630	751	142	173	169	4	945	1,230	777	1,140		
Ages	6-12	751	449	72	233	22							
Ages	13-15	449	164	73	295	23							
Age	16+	164	650	73	295	23							
		650	1,140	73	295	23							

Education Records		Given to Foster Parent or Caregiver		Yes		No		Unknown		Not applicable		Total	
				2,416	59.0%	413	10.1%	979	23.9%	284	6.9%	4,092	100.0%
Ages	0-5	551	765	118	156	163	26	945	1,230	777	1,140		
Ages	6-12	765	456	118	156	163	26	945	1,230	777	1,140		
Ages	13-15	456	164	63	236	22							
Age	16+	164	644	76	297	22							
		644	1,140	76	297	22							

This column does not total exactly 100% due to rounding on individual items.

Explanation of Table 6b - The Foster Care Review Board is required under federal regulations to determine if health and educational records had been provided to the foster parents or other care providers at the time of the placement. This table shows that many times this information is not documented.

2. "Other" includes children whose cases have not yet been adjudicated.

"Permanency" is a category for those children whose parents' rehabilitation plan is proving unsuccessful and consideration is being given to voluntary relinquishment or termination of parental rights. These children's plans cannot be considered to be "adoption" because legal actions may not have been initiated or completed.

Permanency Plan	Number of Children	Percent
Return to Parents	2,114	51.7%
Adoption	526	12.9%
No Current Plan	471	11.5%
Long Term Foster Care	420	10.3%
Guardianship	247	6.0%
Independent Living	182	4.4%
Multiple Plans	87	2.1%
Supervised Living	18	0.4%
Permanency	15 ¹	0.4%
Placement with Relatives	1	>0.1%
Other	11 ²	0.3%
Total	4,092	100.0%

PERMANENCY PLANS FOR CHILDREN REVIEWED DURING 2001

TABLE 7

TABLE 8

**MONTHS TO ADJUDICATION
FOR CHILDREN REVIEWED DURING 2001**

Number of Children To Adjudication	Number of Months
1,238	Under 1 month
672	1 month
610	2 months
607	3 months
3,127 (76.4%) within 3 months	
385	4 months
259	5 months
145	6 months
54	7 months
38	8 months
24	9 months
15	10 months
12	11 months
2	12 months
14	Over 1 year
948 (23.2%) over 3 months	
17	Documentation not found in the file
4,092	Total

Explanation of Table 8—The adjudication hearing is the hearing at which the court determines whether a child has been maltreated or whether there is some other basis for the court to take jurisdiction of the child. By law this should occur within 90 days of the child entering out of home care. 948 (23.2%) took over 3 months to adjudicate.

Every move or placement has an effect on the child as the child must adjust to new people, a new set of rules, and, often, a new school. Thus, the number of children who experience multiple placements concerns the Review Board. The Board is especially concerned when a child has a high number of placements because of the potential adverse affect numerous moves can have on a child, especially young children.

Explanation of Table 9—This table shows the number of placements reviewed children have experienced as of December 31, 2001. The Review Board counts each move as a placement; therefore, if the child was placed in a foster home, then was sent to a mental health facility for a one-month evaluation, then was returned to a different foster home, the Review Board would count three placements. The Review Board would count a mental health hospitalization as a placement; however, a hospitalization for an operation would not be counted.

- 1,883 (46.0%) of the reviewed children had experienced more than 5 placements.
- 1,155 (28.2%) of the reviewed children had experienced more than 10 placements.
- 108 (2.6%) of the reviewed children had experienced over 25 placements.
- 3 reviewed children had been in 50 or more documented placements by the time of their last review.

Lifetime Placements	# of Children	Percent	Ages 0-5	Ages 6-12	Ages 13-15	Ages 16+
1	337	8.2%	178	119	21	19
2	551	13.5%	255	188	52	56
3	553	13.5%	196	196	72	89
4	403	9.8%	127	143	64	69
5	365	8.9%	78	145	74	68
6	322	7.9%	62	110	67	83
7	228	5.6%	19	78	54	77
8	205	5.0%	14	65	54	72
9	168	4.1%	8	41	51	68
10	131	3.2%	6	35	36	54
11-15	414	10.1%	1	87	122	204
16-20	197	4.8%	1	15	51	130
21-25	110	2.7%	0	6	27	77
26-49	105	2.6%	0	2	32	71
50 or more	3	>0.1%	0	0	0	3
Totals	4,092	100.0%	945	1,230	777	1,140

TOTAL PLACEMENTS PER CHILD FOR CHILDREN REVIEWED DURING 2001

TABLE 9

SUMMARY OF REASONS CHILDREN ENTERED OUT-OF-HOME CARE FOR CHILDREN REVIEWED DURING 2001

TABLE 10A

This table shows the reasons why children and youth reviewed by the Foster Care Review Board were placed in out-of-home care. Each of the 4,092 children reviewed during 2001 had one to six reasons for entering out-of-home care identified, with a total of 8,916 reasons identified for these children. Reasons could be identified in more than one category.

This table also shows the differences between children in out-of-home care for the first time as compared to children who had experienced prior removals from the home. 2,369 of the children reviewed were in their first removal from the home, for these children 5,216 reasons were identified. 1,550 of the reviewed children had been removed from the home at least once before, for these children 3,700 reasons were identified.

Number of Reasons for Entering Out-of-Home Care

Identified for...

Major Category	All reviewed children ¹	Reviewed children who were in foster care for the first time ¹	Reviewed children who had been in foster care at least once previously ¹
Neglect	4,119	2,569	1,550
Children's Behaviors	1,124 ²	400 ²	724 ²
Parental Substance Abuse	1,097	748	349
Physical Abuse	908	588	320
Children's Physical or Emotional Needs	518	210	308
Sexual Abuse	484 ³	351 ³	133 ³
Emotional Abuse	290	182	108
Other issues	376	168	208
Total reasons identified	8,916	5,216	3,700
	100.0%	100.0%	100.0%*

*Due to the effect of rounding, percents may not add up to 100.0%.

¹ Up to six reasons for entering out-of-home care could be identified for each child reviewed. Reasons could be from one or more categories.

² Many of the behaviors identified as a reason for children and youth to enter out-of-home care are predictable responses to prior abuse or neglect.

³ Children and youth often do not disclose sexual abuse until after removal from the home. This figure includes only sexual abuse identified as an initial reason for removal and does not reflect later disclosures.

Category detail follows →

**TABLE 10B
DETAIL ON THE REASONS ENTERED OUT-OF-HOME CARE FOR
CHILDREN REVIEWED DURING 2001**

NEGLIGENCE CATEGORY	Total children affected for each reason ¹		Children in out-of-home care for the 1st time ²		Children with past removals from the home ³	
	Percent ²	Number	Percent ³	Number	Percent ⁴	Number
Parenting skills inadequate	8.9%	794	8.7%	453	9.2%	341
General neglect - including inadequate child hygiene	8.9%	797	9.7%	506	7.9%	291
Abandonment, absent parent, throwaway, desertion, etc.	5.3%	471	6.4%	333	3.7%	138
Housing and/or utilities inadequate, or homelessness	4.9%	439	5.2%	272	4.5%	167
Homemaking skills and/or home sanitation inadequate	4.7%	416	4.7%	244	4.6%	172
Incarceration of parent	3.2%	285	3.6%	189	2.6%	96
Children's supervision inadequate	2.5%	221	2.6%	135	2.3%	86
Failure to protect child	2.5%	175	2.6%	135	1.1%	40
Unwilling to provide care or parent child	1.8%	160	1.9%	101	1.6%	59
Mental limitations of parent	1.2%	106	1.3%	67	1.1%	39
Criminal activity by parent or parent's friends in child's presence	0.9%	79	1.1%	59	0.5%	20
Voluntary placement in out-of-home care by parents	0.8%	75	0.4%	22	1.4%	53
Failure to thrive	0.6%	53	0.5%	25	0.8%	28
Parental physical illness or disability	0.3%	27	0.3%	17	0.3%	10
Voluntary placement of child for adoption	0.2%	21	0.2%	11	0.3%	10
Totals This Category	46.2% of all reasons identified	4,119	49.3% of all reasons for this group	2,569	41.9% of all reasons for this group	1,550

¹ During reviews 1-6 reasons why each child entered out-of-home care are identified. These reasons can be from more than one category or can be from within the same category.
² Percent = number identified for this reason/8,916 total reasons for all reviewed;
³ Percent = number identified for this reason/5,216 total reasons for children in care the first time;
⁴ Percent = number identified for this reason/3,700 total reasons for children previously in care

continued...

Explanation of Table 10—This table shows the reasons why children and youth reviewed by the Foster Care Review Board were placed in out-of-home care. Each of the 4,092 children reviewed during 2001 had one to six reasons identified for entering care, with a total of 8,916 reasons identified. Reasons could be identified in more than one category.

TABLE 10B (continued)

DETAIL ON THE REASONS ENTERED OUT-OF-HOME CARE FOR CHILDREN REVIEWED DURING 2001

PHYSICAL ABUSE CATEGORY	Total children affected for each reason ¹	Percent ²	Children in out-of-home care for the 1st time ¹	Percent ³	Children with past removals from the home ¹	Percent ⁴	all reasons identified	
							Number	Percent
Physical abuse	529	5.9%	340	6.5%	189	5.1%	529	10.2%
Chronic family violence	312	3.5%	196	3.8%	116	3.1%	312	3.5%
Sibling severe injury	39	0.4%	34	0.7%	5	0.1%	39	0.4%
Severe injury of one parent by other parent	20	0.2%	14	0.3%	6	0.2%	20	0.2%
Sibling death	8	0.1%	4	0.1%	4	0.1%	8	0.1%
Totals This Category	908	10.2%	588	11.3%	320	8.6%	908	10.2%

PARENTAL SUBSTANCE ABUSE CATEGORY	Total children affected for each reason ¹	Percent ²	Children in out-of-home care for the 1st time ¹	Percent ³	Children with past removals from the home ¹	Percent ⁴	all reasons identified	
							Number	Percent
Drug/alcohol abuse by parents	1,008	11.3%	685	13.1%	323	8.7%	1,008	11.3%
Born drug addicted	85	1.0%	60	1.2%	25	0.7%	85	1.0%
Fetal alcohol effects (FAE)	2	>0.1%	1	>0.1%	1	>0.1%	2	>0.1%
Fetal alcohol syndrome (FAS)	2	>0.1%	2	>0.1%	0	0.0%	2	>0.1%
Totals This Category	1,097	12.3%	748	14.3%	349	9.4%	1,097	12.3%

¹ During reviews 1-6 reasons why each child entered out-of-home care are identified. These reasons can be from more than one category or can be from within the same category.
² Percent = number identified for this reason/8,916 total reasons for all reviewed;
³ Percent = number identified for this reason/5,216 total reasons for children in care the first time;
⁴ Percent = number identified for this reason/3,700 total reasons for children previously in care

continued...

Explanation of Table 10—This table shows the reasons why children and youth reviewed by the Foster Care Review Board were placed in out-of-home care. Each of the 4,092 children reviewed during 2001 had one to six reasons identified for entering care, with a total of 8,916 reasons identified. Reasons could be identified in more than one category.

TABLE 10B (continued)

DETAIL ON THE REASONS ENTERED OUT-OF-HOME CARE FOR CHILDREN REVIEWED DURING 2001

CHILDREN'S BEHAVIORS CATEGORY	Total children affected for each reason ¹	Percent ²	Children in out-of-home care for the 1st time ¹	Percent ³	Children with past removals from the home ¹	Percent ⁴
Inc corrigible, ungovernable behaviors of child	440	4.9%	167	3.2%	273	7.4%
Delinquency--includes misdemeanors, felony, gang activities, cult activities, and truancy	397	4.5%	157	3.0%	240	6.5%
Runaway behaviors of child	145	1.6%	42	0.8%	103	2.8%
Drug/alcohol abuse by child	85	1.0%	22	0.4%	63	1.7%
Suicide attempts by child	57	0.6%	12	0.2%	45	1.2%
<i>Totals This Category</i>	<i>1,124</i>	<i>12.6% of all reasons identified</i>	<i>400</i>	<i>7.7%</i>	<i>724</i>	<i>19.6%</i>

Children's behaviors were more heavily identified as a reason for entering care for children with prior removals from the home (7.7% for first time in care versus 19.6% for those with prior removals).

¹ During reviews 1-6 reasons why each child entered out-of-home care are identified. These reasons can be from more than one category or can be from within the same category.
² Percent = number identified for this reason / 8,916 total reasons for all reviewed;
³ Percent = number identified for this reason / 5,216 total reasons for children in care the first time;
⁴ Percent = number identified for this reason / 3,700 total reasons for children previously in care

continued...

Explanation of Table 10—This table shows the reasons why children and youth reviewed by the Foster Care Review Board were placed in out-of-home care. Each of the 4,092 children reviewed during 2001 had one to six reasons identified for entering care, with a total of 8,916 reasons identified. Reasons could be identified in more than one category.

**TABLE 10B (continued)
 DETAIL ON THE REASONS ENTERED OUT-OF-HOME CARE FOR
 CHILDREN REVIEWED DURING 2001**

CHILDREN'S PHYSICAL OR EMOTIONAL NEEDS CATEGORY	Total children affected for each reason ¹	Percent ²	Children in out-of- home care for the 1st time ¹	Percent ³	Children with past removals from the home ¹	Percent ⁴
Developmental/behavioral problems of child	321	3.6%	117	2.2%	204	5.5%
Emotional limitations of child	95	1.1%	28	0.5%	67	1.8%
Physical illness/disabilities of the child -- including AIDS/HIV, youth pregnancy, mental retardation of child, eating disorder	59	0.7%	38	0.7%	21	0.6%
Intensive evaluation	23	0.3%	13	0.3%	10	0.3%
Parent deceased	20	0.2%	14	0.3%	6	0.2%
<i>Total This Category</i>	518	5.8%	210	4.0%	308	8.3%

1 During reviews 1-6 reasons why each child entered out-of-home care are identified. These reasons can be from more than one category or can be from within the same category.
 2 Percent = number identified for this reason/8,916 total reasons for all reviewed;
 3 Percent = number identified for this reason/5,216 total reasons for children in care the first time;
 4 Percent = number identified for this reason/3,700 total reasons for children previously in care

Explanation of Table 10—This table shows the reasons why children and youth reviewed by the Foster Care Review Board were placed in out-of-home care. Each of the 4,092 children reviewed during 2001 had one to six reasons identified for entering care, with a total of 8,916 reasons identified. Reasons could be identified in more than one category.

continued...

TABLE 10B (continued)

DETAIL ON THE REASONS ENTERED OUT-OF-HOME CARE FOR CHILDREN REVIEWED DURING 2001

SEXUAL ABUSE CATEGORY	Total children affected for each reason ¹	Percent ²	Children in out-of-home care for the 1st time ¹	Percent ³	Children with past removals from the home ¹	Percent ⁴
Sexual abuse ⁵	243 ⁵	2.7%	151 ⁵	2.9%	92 ⁵	2.5%
Sexual abuse of a sibling	53	0.6%	43	0.8%	10	0.3%
Sexual perpetrator - child alleged to be	188	2.1%	157	3.0%	31	0.8%
Total This Category	484	5.4%	351	6.7%	133	3.6%

¹ During reviews 1-6 reasons why each child entered out-of-home care are identified. These reasons can be from more than one category or can be from within the same category.
² Percent = number identified for this reason/8,916 total reasons for all reviewed;
³ Percent = number identified for this reason /5,216 total reasons for children in care the first time;
⁴ Percent = number identified for this reason /3,700 total reasons for children previously in care
⁵ Often sexual abuse is not disclosed until *after* removal from the home. This figure includes only sexual abuse identified as an initial reason for removal, not any later disclosures.

EMOTIONAL ABUSE CATEGORY	Total children affected for each reason ¹	Percent ²	Children in out-of-home care for the 1st time ¹	Percent ³	Children with past removals from the home ¹	Percent ⁴
Emotional problems of parent	242	2.7%	151	2.9%	91	2.5%
Emotional abuse, psychological	48	0.5%	31	0.6%	17	0.5%
Total This Category	290	3.3%	182	3.5%	108	2.9%

¹ During reviews 1-6 reasons why each child entered out-of-home care are identified. These reasons can be from more than one category or can be from within the same category.
² Percent = number identified for this reason/8,916 total reasons for all reviewed;
³ Percent = number identified for this reason /5,216 total reasons for children in care the first time;
⁴ Percent = number identified for this reason /3,700 total reasons for children previously in care

Explanation of Table 10—This table shows the reasons why children and youth reviewed by the Foster Care Review Board were placed in out-of-home care. Each of the 4,092 children reviewed during 2001 had one to six reasons identified for entering care, with a total of 8,916 reasons identified. Reasons could be identified in more than one category.

continued...

**TABLE 10B (continued)
 DETAIL ON THE REASONS ENTERED OUT-OF-HOME CARE FOR
 CHILDREN REVIEWED DURING 2001**

OTHER CATEGORY	Total children affected for each reason ¹	Percent ²	Children in out-of- home care for the 1st time ¹	Percent ³	Children with past removals from the home ¹	Percent ⁴	Total This Category	
							Number	Percent
Adult-child conflict in the home--both parent and step parent/paramour	150	1.7%	59	1.1%	91	2.5%	376	4.2%
Financial problems	48	0.5%	21	0.4%	27	0.7%	132	1.5%
Welfare Reform Financial Problems	2	<0.1%	1	<0.1%	1	<0.1%	31	0.3%
Citizenship - lack benefits due to parent not citizen	1	<0.1%	1	<0.1%	0	0.0%	12	0.1%
Adoption disruption	12	0.1%	2	>0.1%	10	0.3%	76	0.9%
Guardianship disruption	31	0.3%	8	0.2%	23	0.6%	168	1.9%
Other	132	1.5%	76	1.5%	56	1.5%	208	2.4%

¹ During reviews 1-6 reasons why each child entered out-of-home care are identified. These reasons can be from more than one category or can be from within the same category.
² Percent = number identified for this reason/8,916 total reasons for all reviewed;
³ Percent = number identified for this reason/5,216 total reasons for children in care the first time;
⁴ Percent = number identified for this reason/3,700 total reasons for children previously in care

Explanation of Table 10—This table shows the reasons why children and youth reviewed by the Foster Care Review Board were placed in out-of-home care. Each of the 4,092 children reviewed during 2001 had one to six reasons identified for entering care, with a total of 8,916 reasons identified. Reasons could be identified in more than one category.

Explanation of Tables 11-13—This table shows the agency responsible for the children who were reviewed by the Foster Care Review Board during 2001. If the child has left care since their review, the most recent agency responsible is listed.

Health and Human Services [including: Child Welfare/CPS, Office of Juvenile Services - OJS, and the Lincoln Regional Center]	4,088	99.9%
Detention Centers/Probation	1	>0.1%
Private Agencies or Tribes	3	0.1%
Total Reviewed	4,092	100.0%

**MOST RECENT AGENCY RESPONSIBLE
FOR CHILDREN REVIEWED DURING 2001**

TABLE 13

¹ This column does not total exactly 100.0% due to the effect of rounding on individual items.

Children	Percent	0-5	6-12	13-15	16+
White	2,499	61.1%	533	709	497
Black	893	21.8%	220	292	159
Native American	301	7.4%	70	104	59
Hispanic	328	8.0%	94	103	55
Asian	23	0.6%	11	7	2
Unreported or other	48	1.2%	17	15	5
Total	4,092	100.0%	945	1,230	777

RACE OF CHILDREN REVIEWED DURING 2001

TABLE 12

Males	2,159	52.8%
Females	1,933	47.2%
Total Reviewed	4,092	100.0%

GENDER OF CHILDREN REVIEWED DURING 2001

TABLE 11

TABLE 14

**NUMBER OF CHILDREN REVIEWED DURING 2001
BY AGE OF CHILD ON DECEMBER 31, 2001**

Age of Child on Dec. 31, 2001	Number of Children	Percent
less than 1 year	49	1.2%
1 year	151	3.7%
2 years	196	4.8%
3 years	208	5.1%
4 years	185	4.5%
5 years	156	3.8%
6 years	156	3.8%
7 years	162	4.0%
8 years	180	4.4%
9 years	176	4.3%
10 years	188	4.6%
11 years	179	4.4%
12 years	189	4.6%
13 years	204	5.0%
14 years	247	6.0%
15 years	326	8.0%
16 years	368	9.0%
17 years	398	9.7%
18 years	275	6.7%
19 and older	99	2.4%
Total	4,092	100.0%

Explanation of Table 14--This table shows the number of children reviewed in each age category. The child's age was the age as of December 31, 2001. Once the Review Board begins reviewing a child, reviews continue until the child reaches the age of majority (age 19). This, plus the youth reviewed at detention centers, explains the higher number of youth ages 15-17 reviewed.

Explanation of Table 15--This table shows where children reviewed by the Foster Care Review Board during 2001 were placed as of Dec. 31, 2001, in relationship to the county where the children's primary parent resides. This table demonstrates the need for local resource development so children will not have to be placed in communities far from their homes and families.

Proximity of Child to Parent	Number of Children	Percent
Children reside in the same county as the parent(s)	2,472	60.4%
Children reside in an adjoining county	577	14.1%
Children do not reside in an adjoining county, but reside in Nebraska	659	16.1%
Children live in a different state or country	220	5.4%
Children live in Nebraska, but parents now live in a different state/country	77	1.9%
No information has been provided on the parent's county or the child's county of placement so proximity cannot be determined.	87	2.1%
Total	4,092	100.0%

PROXIMITY OF CHILDREN TO PARENT OF CHILDREN REVIEWED DURING 2001

TABLE 15

This table is included to show that while 6 months, 12 months, 18 months, or more in out-of-home care may not seem long from an adult perspective, from the child's perspective it is a long and significant period of time.

Explanation of Table 16A—This table shows the percentage of the child's life that has been spent in out-of-home care. The percentage of life in care is determined by dividing the number of months the child has been in out-of-home care at the time of the Board's review by the child's age, in months, at the time of the review. For example, a 24 month old child who has been in care 6 months would have been in care 25% of his life (6 divided by 24).

- 803 (19.6%) of the reviewed children have spent more than half of their lives in out-of-home care. This includes 480 preschool children (ages 0-5), 161 elementary school aged children (ages 6-12), 70 middle school/junior high aged children (ages 13-15), and 92 youth over age 16 who will soon be aging out of the system and creating families of their own.
- 199 (4.9%) children and youth have spent nearly every day (over 90%) of their lives in out-of-home care.
- 138 (3.4%) of the reviewed children have spent every day of their lives (100%) in out-of-home care. This includes 133 preschool children and 5 elementary school aged children.

¹ This column does not total exactly 100% due to the effect of rounding on individual items.

Percent of Life In Care	Total Children Reviewed	Ages 0-5	Ages 6-12	Ages 13-15	Age 16+
1-10%	1,031	25	286	308	412
11-20%	895	104	318	173	300
21-30%	649	132	212	120	185
31-40%	407	103	147	62	95
41-50%	307	101	106	44	56
51-60%	221	87	59	29	46
61-70%	150	74	34	18	24
71-80%	136	87	27	10	12
81-90%	97	56	23	10	8
91-100%	199	176	18	3	2
Total	4,092	945	1,230	777	1,140

PERCENTAGE OF LIFE SPENT IN OUT-OF-HOME CARE FOR CHILDREN REVIEWED DURING 2001

TABLE 16A

TABLE 16B

**PATERNITY ESTABLISHMENT
FOR CHILDREN REVIEWED DURING 2001**

WAS PATERNITY ESTABLISHED

Age	13-15	6-12	0-5	Children	Paternity	
					Established	Not Established
16+	518	797	601	2,738	Yes	No
15	96	231	235	677	Undocumented	Total
14	163	202	109	677		
13	777	1,230	945	4,092		
12						
11						
10						
9						
8						
7						
6						
5						
4						
3						
2						
1						
0						
	822	1,140	115	203		

HOW PATERNITY WAS ESTABLISHED

Age	13-15	6-12	0-5	Children	How Paternity Was Established	
					Established	Not Established
16+	148	157	130	685	Born in Marriage	
15	85	150	144	498	Birth Certificate	
14	42	79	75	247	Acknowledgement of Paternity	
13	14	9	0	63	Legal Adoption	
12	4	12	37	57	Blood Test	
11	2	21	18	48	District Court Order	
10	1	6	9	19	Publication	
9	5	8	1	16	Adjudication	
8	2	6	3	20	Other	
7	79	157	106	457	Unknown way, but established	
6	299	394	187	1,305	Way not researched*	
5	96	231	235	677	Paternity not established	
4	777	1,230	945	4,092	Total	
3						
2						
1						
0						
	115	115	425	115		

*FCRB review specialists were not required to go through volumes of files to recapture this information for children who entered out-of-home care before 1999.

Explanation of Table 16B - Lack of paternity identification has been linked to excessive lengths of time in care for children. Often paternity is not addressed until after the mother's rights are relinquished or terminated instead of the suitability of the father as placement being addressed concurrently with the assessment of the mother's ability to parent. This can cause serious delays in children achieving permanency.

TABLE 17

**PLACEMENT TYPES OF THE
CHILDREN REVIEWED DURING 2001**

BASED ON THE CHILD'S DECEMBER 31, 2001, PLACEMENT

Ages	# of Children			
	0-5	6-12	13-15	16+
Foster Home	517	607	245	239
With Parent	127	181	119	178
Relative Placement	182	175	60	65
Group Home	1	74	203	211
Jail/Youth Development Centers	0	1	38	71
Whereabouts Unknown, (Runaway, abducted)	1	0	15	40
Medical Facility	0	2	1	3
Foster Adoptive Home	13	6	4	2
Independent Living	0	1	0	24
Emergency Shelter	0	2	14	8
Psychiatric Treatment Facility	0	0	2	11
Center for Developmentally Disabled	0	2	3	7
School or Job Corp	6	0	0	6
Other or Unreported	631	104	73	275
Total	4,092	945	1,230	1,140

Explanation of Table 17—This table shows the placement type as of December 31, 2001, of the children reviewed during 2001. The placement type shown on this table may not be the placement type of the child at the time the child was reviewed. This is especially true of the 605 children who were at home. The Review Board does not review children at home or once an adoption has been finalized.

**REASONS CASES CLOSED
FOR CHILDREN WHO HAD BEEN REVIEWED
AND WHOSE CASE CLOSED IN 2001**

TABLE 18

Reviewed in 2001 and closed in 2001	Reviewed during 2000 and closed in 2001	Children and closed in 2001
592	161	753
155	40	195
81	92	173
55	52	107
56	38	94
81	12	93
1	1	2
1	0	1
1	0	1
191 ¹	108 ¹	299 ¹
1,214	504	1,718
		TOTAL

Substantial numbers of the reports on children's cases closing that were received from the Department of Health and Human Services did not include the reason for the case closure. This number does not include instances where the Foster Care Review Board was able to determine from other sources the reason that the children's case was closed.

Explanation of Table 18—This table shows the number of reviewed children whose cases closed during 2001, and the reason for the termination.

TABLE 19

REPORT FROM THE TRACKING SYSTEM REGISTRY - 2001

Number of Children reported to the State Foster Care Review Board from 1983 through 2001
62,475

Children in out-of-home care on December 31, 2000	6,286 ¹
Children entered care during 2001	+ 5,232
Children whose case was active anytime during 2001	11,518
Children reported to have left care during 2001	-4,810
Children reported/verified in 2001 to have previously left care	-1,149 ¹
Children in out-of-home care on December 31, 2001	5,559

Number of Children reviewed by the Foster Care Review Board during 2001	4,992
Number of Reviews conducted by the Foster Care Review Board during 2001	6,015 ²

Agency with custody of children in out-of-home care Dec. 31, 2001:

Health and Human Services	4,924 ³
Correction, Detention, Probation, Parole or Courts	210 ⁴
Private Agencies (including pre-adoptive)	425
Total	5,559

¹ Prior to and during 2001, HHS frequently did not report when children left out-of-home care or reported the case closure weeks/months after the fact. Therefore, the FCRB made concerted efforts during 2001 to research the status of every child who had been reported to be in care and for whom there were no case closure reports. As a result, it was found that over a thousand children's case closures had not been reported to the FCRB. The FCRB continues to periodically verify each child's out-of-home care status.

² Children's cases are typically reviewed by the FCRB when the child has been in out-of-home care for six months and every six months thereafter until the child returns home, is adopted, or otherwise leaves care. Therefore, some children are reviewed more than once in a given calendar year.

³ This figure includes children under Child Protective Services, the Office of Juvenile Services (including Geneva and Kearney Youth Rehabilitation and Treatment Centers and Juvenile Parole), and the Lincoln Regional Center.

⁴ This figure does not include youth at either the Geneva or Kearney Rehabilitation and Treatment Centers, or Juvenile Parole.

TABLE 21
RACE OF CHILDREN
IN OUT-OF-HOME CARE ON DECEMBER 31, 2001

Race	# of Children	Percent
White	3,332	59.9%
Black	993	17.9%
Hispanic	295	5.3%
Native American	383	6.9%
Asian	99	1.8%
Other or Not Reported	457	8.2%
Total	5,559	100.0%

TABLE 20
GENDER OF CHILDREN
IN OUT-OF-HOME CARE ON DECEMBER 31, 2001

Gender	# of Children	Percent
Males	3,050	54.9%
Females	2,431	43.7%
Not Reported	78	1.4%
Total	5,559	100.0%

**AGENCIES RESPONSIBLE FOR CHILDREN
IN OUT-OF-HOME CARE ON DECEMBER 31, 2001**

TABLE 22

Percent	# of Children	Agency - Dept. of Health and Human Services (HHS) - which includes:
3.8%	212	<ul style="list-style-type: none"> • Child Welfare; • OJS—Geneva Youth Rehabilitation & Training Center, the Kearney Youth Rehabilitation & Training Center, and Juvenile Parole; and, • Lincoln Regional Center contract placements
3.8%	210	Private Adoption Agencies (children waiting adoption completion)
3.7%	208	Courts, Probation, or local correctional facilities Private Agencies
100.0%	5,559	Total (other than adoption agencies)

TABLE 23
CHILDREN IN OUT-OF-HOME CARE ON DECEMBER 31, 2001
BY AGE

Children's Age	Number of Children	Percent	Subtotals	Subtotal Percents
under 1 year	218	3.9%		
1 year	220	4.0%		
2 years	250	4.5%		
3 years	231	4.2%		
4 years	212	3.8%		
5 years	162	2.9%		
6 years	160	2.9%	1,293	23.3%
7 years	154	2.8%		
8 years	177	3.2%		
9 years	186	3.3%		
10 years	183	3.3%		
11 years	197	3.6%		
12 years	214	3.8%		
13 years	296	5.3%	1,271	22.9%
14 years	392	7.1%		
15 years	597	10.7%		
16 years	663	11.9%	1,285	23.1%
17 years	694	12.5%		
18 years	313	5.6%	1,670	30.0%
Age not reported	40	0.7%	40	0.7%
Total	5,559	100.0%	5,559	100.0%

Explanation of Table 23—This table shows the number of active children on Dec. 31, 2001, by age. The majority of children in the 0-1 year age category are infants in adoptive homes awaiting finalization. Generally children up to approximately age 11 enter care due to their parent's inability to parent, abusive situations, neglect, or medical problems. After age 12, youth usually enter care because of the youth's actions in addition to the previously stated reasons. The actions of youth during the teenage years account for the increase in the number of youth entering care from age 13 to age 18.

TABLE 24

Listing of Children by COUNTY OR STATE OF PLACEMENT - 2001

This table reads across two pages and shows the number of children placed in each county, or each state if other than Nebraska. See table 27 for children by county of court commitment.

County	Total		Gender					Age					Race				
	Male	Female	Unr	0-5	6-12	13-15	16+	Unr	Black	White	Hisp.	Indian	Asian	Other	Unr		
Adams	124	78	46	0	27	29	16	52	0	5	102	9	0	4	0		
Antelope	15	7	8	0	11	2	1	1	0	0	14	0	1	0	0		
Arthur	2	2	0	0	1	0	0	1	0	0	2	0	0	0	0		
Banner	3	2	1	0	1	2	0	0	0	0	1	2	0	0	0		
Blaine	0	0	0	0	0	0	0	0	0	0	0	0	0	0	0		
Boone	4	2	2	0	3	1	0	0	0	0	3	0	1	0	0		
Box Butte	36	29	7	0	5	4	14	13	0	0	22	2	7	0	5		
Boyd	21	9	12	0	1	8	6	6	0	0	18	0	3	0	0		
Brown	4	2	2	0	0	1	2	1	0	0	4	0	0	0	0		
Buffalo	344	286	58	0	27	41	111	165	0	40	217	38	25	3	19		
Burt	15	6	9	0	5	3	4	3	0	0	12	0	1	1	1		
Butler	10	6	4	0	5	0	2	3	0	0	8	0	0	2	0		
Cass	68	37	31	0	29	12	17	10	0	1	59	1	2	0	5		
Cedar	3	2	1	0	2	1	0	0	0	0	3	0	0	0	0		
Chase	5	1	4	0	2	0	1	2	0	0	4	0	1	0	0		
Cherry	8	4	4	0	7	0	0	1	0	0	4	0	4	0	0		
Cheyenne	25	10	15	0	7	5	7	6	0	0	16	8	1	0	0		
Clay	17	10	7	0	9	2	2	4	0	2	10	1	0	4	0		
Colfax	7	5	2	0	3	1	2	1	0	0	1	3	2	1	0		
Cuming	11	4	7	0	3	4	2	2	0	0	6	1	2	0	0		
Custer	24	11	13	0	4	8	6	6	0	1	23	0	0	0	0		
Dakota	80	54	26	0	9	12	23	36	0	6	60	2	8	1	3		
Dawes	22	7	15	0	2	5	0	15	0	0	13	4	5	0	0		
Dawson	51	32	19	0	10	17	12	12	0	3	39	4	1	0	4		
Deuel	2	0	2	0	0	0	2	0	0	0	1	0	0	0	0		
Dixon	18	9	9	0	8	5	4	1	0	0	13	1	4	0	0		
Dodge	114	48	66	0	24	20	36	34	0	5	90	2	4	1	12		
Douglas	2032	1052	913	67	490	497	443	581	15	675	881	71	108	37	253		
Dundy	2	2	0	0	0	0	1	1	0	0	2	0	0	0	0		
Fillmore	97	10	87	0	3	4	26	64	0	22	58	8	7	0	2		

Gender - male, female, unreported gender
 Age group - ages 0-5 (preschool), 6-12 (grade school), 13-15 (junior high), 16+ (high school), or unreported age
 Race - Black, White, Hispanic, Indian, Asian, other, unreported race

TABLE 24 (continued)

Listing of Children by COUNTY OR STATE OF PLACEMENT

This table reads across two pages and shows the number of children placed in each county, or each state if other than Nebraska.

County	Total	Misc	Fel	Ab/Neg	Stat	Mnt	Vol	Adjudication Status				No. of Placements				Closeness to Home		
								2+ Yrs	1-3	4-6	7-9	10+	Same	Net	Non Unc			
Adams	124	11	2	46	5	0	1	14	45	60	18	18	28	59	21	37	7	
Antelope	15	0	0	6	0	0	0	1	8	13	1	0	1	4	5	5	1	
Arthur	2	0	0	0	0	0	0	1	1	1	0	1	0	0	0	1	1	
Banner	3	0	0	3	0	0	0	0	0	2	0	1	0	0	3	0	0	
Blaine	0	0	0	0	0	0	0	0	0	0	0	0	0	0	0	0	0	
Boone	4	0	0	3	0	0	0	1	1	4	0	0	0	1	0	2	1	
Box Butte	36	7	0	11	3	0	0	5	10	16	9	7	4	5	13	17	1	
Boyd	21	1	0	7	2	0	2	1	8	10	5	2	4	1	8	11	1	
Brown	4	1	0	1	0	0	0	2	0	1	2	0	1	1	0	2	1	
Buffalo	344	47	11	53	26	1	2	86	118	107	70	51	116	67	56	194	27	
Burt	15	0	0	8	1	0	1	1	4	11	3	1	0	7	3	3	2	
Butler	10	0	0	4	1	0	2	1	2	7	2	0	1	6	2	0	2	
Cass	68	0	1	39	5	0	0	4	19	46	13	2	7	34	17	11	6	
Cedar	3	0	0	1	0	0	0	0	2	2	0	1	0	0	0	1	2	
Chase	5	0	0	0	0	0	1	2	2	2	2	0	1	0	0	4	1	
Cherry	8	0	0	5	1	0	0	2	2	4	4	0	0	3	4	1	0	
Cheyenne	25	1	0	16	1	0	0	3	4	13	7	1	4	13	7	5	0	
Clay	17	1	0	9	0	0	0	1	6	9	6	0	2	4	6	6	1	
Colfax	7	0	0	6	0	0	1	0	0	4	2	0	1	3	0	1	3	
Cumming	11	0	0	7	0	0	2	0	2	4	6	1	0	2	4	3	2	
Custer	24	1	1	16	0	0	0	3	3	9	8	4	3	13	1	7	3	
Dakota	80	11	2	22	2	0	0	17	26	33	14	11	22	23	9	40	8	
Dawes	22	1	1	5	2	0	0	4	9	5	3	5	9	4	1	16	1	
Dawson	51	2	1	15	5	0	3	13	12	29	10	4	8	21	15	6	9	
Deuel	2	0	0	2	0	0	0	0	0	0	1	1	0	1	0	0	1	
Dixon	18	1	0	10	0	0	0	1	6	14	2	1	1	4	11	1	2	
Dodge	114	3	2	36	2	1	10	5	55	82	17	9	6	47	25	29	13	
Douglas	2032	54	31	1063	93	1	41	308	441	1026	428	243	335	1367	154	167	344	
Dundy	2	0	0	0	0	0	0	0	1	1	1	0	0	0	0	1	1	
Fillmore	97	20	2	12	10	0	0	34	19	23	22	14	38	5	1	78	13	

Adjudication status - misdemeanor, felony, abuse and/or neglect, mental health hold, status offender, filed under two or more categories, unreported or pre-adjudication.

Number of placements - 1-3, 4-6, 7-9, 10 or more.

Closeness to home - reflects the proximity of the child to the parent according to the child's placement. Categories include placed in same county as parent (same), placed in neighboring county to the parent (net), placed in non-neighboring county to parent (non), unclear proximity (unc) where either the parent address or child's address is unreported or either live out of state so proximity is difficult to determine.

This table reads across two pages and shows the number of children placed in each county, or each state if other than Nebraska.

TABLE 24 (continued)
Listing of Children by COUNTY OR STATE OF PLACEMENT

County	Total		Age						Race					
	Male	Female	0-5	6-12	13-15	16+ Umr	Black	White	Hisp.	Indian	Asian	Other	Umr	
Franklin	2	0	0	0	2	0	0	0	2	0	0	0	0	
Frontier	9	4	5	0	3	1	4	0	0	9	0	0	0	
Furnas	25	14	11	0	6	10	5	4	0	18	0	7	0	
Gage	55	36	19	0	15	14	12	14	0	4	39	1	7	
Garden	5	2	3	0	2	2	1	0	0	3	2	0	0	
Garfield	4	0	4	0	0	4	0	0	0	2	0	0	2	
Gosper	2	2	0	0	1	0	0	1	1	0	0	0	0	
Grant	0	0	0	0	0	0	0	0	0	0	0	0	0	
Greely	4	2	2	0	2	0	0	0	0	4	0	0	0	
Hall	166	88	78	0	54	44	30	38	0	3	133	12	3	
Hamilton	32	12	20	0	10	7	11	4	0	0	23	8	1	
Hartan	2	1	1	0	1	0	1	0	0	2	0	0	0	
Hayes	0	0	0	0	0	0	0	0	0	0	0	0	0	
Hitchcock	8	3	5	0	2	4	0	2	0	0	3	2	3	
Holt	15	6	9	0	5	2	5	3	0	0	14	1	0	
Hooker	2	1	1	0	0	2	0	0	0	0	2	0	0	
Howard	13	6	7	0	5	4	3	1	0	0	12	0	1	
Jefferson	10	3	7	0	5	3	1	1	0	0	8	1	0	
Johnson	1	1	0	0	1	0	0	0	0	0	1	0	0	
Kearney	13	5	8	0	8	3	2	0	0	0	11	1	0	
Keith	28	16	12	0	3	15	5	5	0	0	19	2	6	
Keya Paha	1	0	1	0	0	0	0	1	0	1	0	0	0	
Kimball	6	5	1	0	4	1	0	1	0	0	4	1	1	
Knox	23	9	14	0	13	8	1	1	0	0	10	3	10	
Lancaster	692	375	315	2	157	174	148	209	4	112	458	23	51	
Lincoln	141	89	52	0	29	29	47	36	0	0	109	10	8	
Logan	4	4	0	0	0	2	2	0	0	0	4	0	0	
Loup	2	2	0	0	0	1	0	1	0	0	2	0	0	
Madison	149	83	63	3	23	24	31	70	1	5	105	9	9	
McPherson	1	0	1	0	0	1	0	0	0	0	1	0	0	
Merrick	3	1	2	0	1	0	0	2	0	0	3	0	0	
Morrill	10	6	4	0	1	5	2	2	0	0	6	4	0	

Gender - male, female, unreported gender
 Age group - ages 0-5 (preschool), 6-12 (grade school), 13-15 (junior high), 16+ (high school), or unreported age
 Race - Black, White, Hispanic, Indian, Asian, other, unreported race

TABLE 24 (continued)

Listing of Children by COUNTY OR STATE OF PLACEMENT

This table reads across two pages and shows the number of children placed in each county, or each state if other than Nebraska.

County	Adjudication Status										No. of Placements			Closeness to Home		
	Total	Misd	Fel	Ab/Neg	Stat	Mil	Vol	2+ Umr	1-3	4-6	7-9	10+	Same	Neigh	Non Umr	
Franklin	2	0	0	2	0	0	0	0	0	0	0	1	1	0	1	
Frontier	9	0	0	4	2	0	0	1	2	4	2	2	1	0	7	
Furnas	25	0	1	13	2	0	0	2	7	7	6	5	4	8	12	
Gage	55	2	0	31	2	0	3	8	9	31	14	5	5	13	26	
Garden	5	0	0	3	0	0	0	2	4	0	1	0	2	3	0	
Garfield	4	0	0	2	0	0	0	0	2	1	0	1	1	0	1	
Gosper	2	0	0	1	0	0	0	1	0	1	0	0	0	2	0	
Grant	0	0	0	0	0	0	0	0	0	0	0	0	0	0	0	
Greeley	4	0	0	2	0	0	0	2	4	0	0	0	3	0	0	
Hall	166	6	1	75	9	1	4	18	52	104	32	11	19	88	29	
Hamilton	32	3	0	21	2	0	0	3	3	16	9	3	4	3	23	
Harlan	2	1	0	1	0	0	0	0	0	1	0	1	0	0	1	
Hayes	0	0	0	0	0	0	0	0	0	0	0	0	0	0	0	
Hitchcock	8	0	0	7	0	0	0	1	1	1	4	1	2	1	5	
Holt	15	0	0	8	3	0	1	3	0	8	5	0	2	9	2	
Hooker	2	0	0	2	0	0	0	0	0	1	1	0	0	1	1	
Howard	13	0	0	7	0	0	0	1	5	7	5	0	1	6	7	
Jefferson	10	0	0	8	0	0	0	1	1	5	4	1	0	2	4	
Johnson	1	0	0	1	0	0	0	0	0	0	1	0	0	0	1	
Kearney	13	0	0	10	0	0	1	0	2	2	7	2	2	0	10	
Keith	28	0	0	20	1	0	0	3	4	12	8	3	5	13	9	
Keya Paha	1	0	0	1	0	0	0	0	0	0	0	0	1	0	1	
Kimball	6	0	0	2	0	0	0	1	3	4	0	2	0	1	0	
Knox	23	0	0	15	0	0	1	2	5	13	6	4	0	5	8	
Lancaster	692	38	8	352	33	0	24	94	143	333	130	85	144	490	44	
Lincoln	141	8	2	47	20	0	0	37	27	65	44	11	21	94	24	
Logan	4	0	0	1	1	0	0	0	2	1	1	2	0	0	1	
Loup	2	0	0	1	0	0	0	1	0	1	1	0	0	0	2	
Madison	149	13	2	42	20	0	1	17	54	62	39	21	27	51	23	
McPherson	1	0	0	0	0	0	1	0	0	1	0	0	0	0	0	
Merrick	3	0	0	2	1	0	0	0	0	2	1	0	0	1	2	
Morrill	10	0	0	8	1	0	0	0	1	6	3	0	1	6	4	

Two or more categories - 1-3, 4-6, 7-9, 10 or more.

Closeness to home - reflects the proximity of the child to the parent according to the child's placement. Categories include placed in same county as parent (same), placed in neighboring county to the parent (nei), placed in non-neighboring county to parent (non), unclear proximity (unc) where either the parent address or child's address is unreported or either live out of state so proximity is difficult to determine.

This table reads across two pages and shows the number of children placed in each county, or each state if other than Nebraska.

TABLE 24 (continued)
Listing of Children by County or State of Placement

County	Total		Age						Race					
	Male	Female	0-5	6-12	13-15	16+	Unr	Black	White	Hisp.	Indian	Asian	Other	Unr
Nemaha	10	5	0	3	4	3	0	0	0	10	0	0	0	0
Nuckolls	14	4	0	3	4	1	6	0	0	14	0	0	0	0
Nance	0	0	0	0	0	0	0	0	0	0	0	0	0	0
Otoe	11	7	4	1	6	1	3	0	0	9	1	0	0	1
Pawnee	3	0	0	0	1	2	0	0	0	1	1	1	0	0
Perkins	10	6	4	0	3	1	5	1	0	8	1	1	0	0
PHELPS	10	4	6	0	4	2	2	0	0	7	1	1	0	0
Pierce	2	2	0	0	1	1	0	0	0	2	0	0	0	0
Platte	52	32	20	0	18	9	9	16	0	2	31	8	3	7
Polk	0	0	0	0	0	0	0	0	0	0	0	0	0	0
Red Willow	15	8	7	0	5	1	4	5	0	0	12	3	0	0
Richardson	7	3	4	0	2	1	2	0	0	6	1	0	0	0
Rock	0	0	0	0	0	0	0	0	0	0	0	0	0	0
Saline	21	10	11	0	6	9	2	4	0	1	18	1	0	1
Sarpy	234	130	104	0	73	67	51	41	2	48	153	10	9	3
Saunders	34	17	17	0	13	10	8	3	0	0	31	0	2	0
Scottsbluff	101	54	43	4	29	26	22	22	2	0	52	11	22	1
Seward	36	17	19	0	10	7	8	11	0	1	31	2	0	1
Sheridan	2	2	0	0	2	0	0	0	0	0	2	0	0	0
Sherman	3	1	2	0	1	2	0	0	0	0	2	0	0	0
Sioux	0	0	0	0	0	0	0	0	0	0	0	0	0	0
Stanton	7	4	3	0	0	3	1	3	0	0	7	0	0	0
Thayer	8	3	5	0	6	1	1	0	0	0	8	0	0	0
Thomas	2	0	2	0	0	1	1	0	0	0	2	0	0	0
Thurston	37	21	16	0	8	9	10	10	0	1	1	1	34	0
Valley	4	3	1	0	1	1	1	1	0	0	2	1	1	0
Washington	11	1	10	0	6	2	0	3	0	1	10	0	0	0
Wayne	7	4	3	0	0	3	1	3	0	0	5	1	0	1
Webster	10	4	6	0	3	2	2	3	0	0	10	0	0	0
Wheeler	2	0	2	0	0	2	0	0	0	0	2	0	0	0
York	77	51	26	0	8	12	35	21	1	7	61	1	1	2

Gender - male, female, unreported gender
 Age group - ages 0-5 (preschool), 6-12 (grade school), 13-15 (junior high), 16+ (high school), or unreported age
 Race - Black, White, Hispanic, Indian, Asian, other, unreported race

TABLE 24 (continued)
Listing of Children by County or State of Placement

This table reads across two pages and shows the number of children placed in each county, or each state if other than Nebraska.

County	Total	Misc	Fel	Ab/Neg	Stat	Mtl	Vol	Adjudication Status				No. of Placements				Closeness to Home	
								2+ Yr	1-3	4-6	7-9	10+	Same	Neigh	Non	Unr	
Nance	0	0	0	0	0	0	0	0	0	0	0	0	0	0	0	0	0
Nemaha	10	0	0	8	1	0	0	1	0	0	0	0	0	2	0	6	2
Nuckolls	14	0	0	5	1	0	0	2	0	6	12	1	1	0	2	8	3
Otoe	11	0	0	5	0	0	0	1	0	5	7	2	2	0	5	3	3
Pawnee	3	0	0	0	1	0	0	2	0	0	0	3	0	0	1	0	2
Perkins	10	0	0	4	1	0	0	4	1	1	5	1	3	1	0	7	2
Phelps	10	0	0	5	1	0	1	1	2	6	0	1	3	0	3	3	4
Pierce	2	0	0	0	1	0	0	1	0	1	0	1	0	0	0	2	0
Platte	52	2	0	28	1	0	4	7	10	24	9	5	14	16	5	23	8
Polk	0	0	0	0	0	0	0	0	0	0	0	0	0	0	0	0	0
Red Willow	15	0	1	8	3	0	0	0	3	8	6	1	0	9	1	5	0
Richardson	7	0	0	4	1	0	0	1	1	4	2	1	0	5	0	2	0
Rock	0	0	0	0	0	0	0	0	0	0	0	0	0	0	0	0	0
Saline	21	1	0	14	1	0	0	1	4	11	7	1	2	8	9	2	2
Sarpy	234	2	1	135	11	0	10	27	48	131	45	26	32	53	147	8	26
Saunders	34	0	0	17	0	0	1	7	9	20	10	2	2	4	14	10	6
Scottsbluff	101	1	0	42	7	0	1	12	38	50	26	12	13	59	11	10	21
Seward	36	2	0	15	1	0	1	3	14	19	4	4	9	11	11	11	3
Sheridan	2	0	0	1	0	0	0	0	1	2	0	0	0	1	0	0	1
Sherman	3	0	0	2	0	0	0	0	1	1	2	0	0	0	0	2	1
Sioux	0	0	0	0	0	0	0	0	0	0	0	0	0	0	0	0	0
Stanton	7	0	0	6	0	0	0	1	0	1	2	0	4	0	5	2	0
Thayer	8	0	0	6	0	0	0	0	2	5	2	1	0	4	1	3	0
Thomas	2	0	0	1	0	0	0	0	1	1	1	0	0	0	0	2	0
Thurston	37	1	1	8	0	0	2	25	21	9	1	6	26	3	5	3	3
Valley	4	0	0	2	0	0	1	1	0	1	1	0	2	0	0	2	2
Washington	11	0	0	2	0	0	1	2	6	7	1	1	2	0	11	0	0
Wayne	7	1	0	5	0	0	0	1	0	4	1	0	2	0	1	6	0
Webster	10	0	0	6	1	0	0	1	2	5	3	1	1	1	6	3	0
Wheeler	2	0	0	2	0	0	0	0	0	2	0	0	0	0	2	0	0
York	77	4	1	28	5	0	1	14	24	37	11	8	21	18	5	47	7

two or more categories, unreported or pre-adjudication.
 Adjudication status - misdemeanor, felony, abuse and/or neglect, mental health hold, status offender, filed under
 Number of placements - 1-3, 4-6, 7-9, 10 or more.
 Closeness to home - reflects the proximity of the child to the parent according to the child's placement. Categories include placed in same county as parent (same), placed in neighboring county to the parent (nei), placed in non-neighboring county to parent (non), unclear proximity (unc) where either the parent address or child's address is unreported or either live out of state so proximity is difficult to determine.

This table reads across two pages and shows the number of children placed in each county, or each state if other than Nebraska.

TABLE 24 (continued)
Listing of Children by COUNTY OR STATE OF PLACEMENT

County	Total		Age						Race					
	Male	Female	0-5	6-12	13-15	16+	Unr	Black	White	Hisp.	Indian	Asian	Other	Unr
Alabama	6	3	0	2	1	2	0	4	2	7	0	0	0	0
Alaska	2	1	0	0	1	1	0	0	0	2	0	0	0	0
Arkansas	5	2	0	1	0	3	0	1	3	2	0	0	0	0
California	7	5	2	0	3	1	2	1	2	3	2	0	0	0
Colorado	12	7	0	3	4	0	1	4	4	6	0	0	0	2
Georgia	1	1	0	0	0	0	1	1	1	0	0	0	0	0
Illinois	5	3	0	0	3	0	2	0	0	4	0	1	0	0
Indiana	2	2	0	0	0	1	1	2	2	0	0	0	0	0
Iowa	69	51	0	8	7	22	30	2	17	33	4	8	1	0
Kansas	6	0	6	5	0	0	1	0	0	6	0	0	0	0
Louisiana	1	0	1	0	0	1	0	0	0	1	0	0	0	0
Michigan	1	1	0	0	0	0	0	0	0	1	0	0	0	0
Minnesota	26	22	4	2	1	9	14	0	8	16	2	0	0	0
Missouri	10	6	4	0	0	4	5	1	0	2	7	0	1	0
Montana	2	1	1	0	2	0	0	0	0	0	0	1	0	0
New Jersey	1	0	1	0	0	0	0	1	0	1	0	0	0	0
New Mex.	1	0	1	0	0	0	0	0	0	1	0	0	0	0
New York	1	0	1	0	0	1	0	0	1	0	0	0	0	0
Ohio	1	1	0	1	0	0	0	0	0	1	0	0	0	0
Oklahoma	1	0	1	0	0	0	0	0	0	1	0	0	0	0
Oregon	2	2	0	0	1	0	1	0	0	1	1	0	0	0
Penn.	1	1	0	0	0	0	0	0	0	1	0	0	0	0
S. Dakota	4	2	2	0	1	0	2	0	0	3	0	0	0	0
Tennessee	3	3	0	0	0	1	2	0	0	3	0	0	0	0
Texas	9	3	6	0	1	3	4	1	0	5	2	2	0	0
Utah	1	1	0	0	0	0	1	0	0	1	0	0	0	0
Virginia	14	10	4	0	2	2	10	0	0	13	0	0	0	1
Washington	4	1	3	0	2	1	0	1	0	4	0	0	0	0
Wisconsin	6	5	1	0	2	1	1	2	0	1	4	1	0	0
Wyoming	14	5	9	0	1	3	5	5	0	0	9	2	3	0
Unreported	16	10	4	2	5	3	5	2	1	0	7	0	1	7

Gender - male, female, unreported gender
 Age group - ages 0-5 (preschool), 6-12 (grade school), 13-15 (junior high), 16+ (high school), or unreported age
 Race - Black, White, Hispanic, Indian, Asian, other, unreported race

TABLE 24 (continued)

Listing of Children by County or State of Placement

This table reads across two pages and shows the number of children placed in each county, or each state if other than Nebraska.

County	Total	Misd	Fel	Ab/Neg	Stat	Mlt	Vol	Adjudication Status	No. of Placements	Closeness to Home							
								2+ Unr	1-3	4-6	7-9	10+	Same	Neigh	Non	Unc	
Alabama	9	0	5	0	0	0	4	0	4	0	6	1	2	0	0	0	9
Arizona	2	0	2	0	0	0	0	0	2	0	0	0	0	0	0	0	2
Arkansas	5	0	0	3	0	0	0	0	2	1	1	1	0	0	0	0	5
California	7	0	0	4	1	0	2	0	4	1	0	2	0	0	0	0	7
Colorado	12	0	0	4	2	0	4	0	8	2	1	1	0	0	0	0	12
Georgia	1	0	0	1	0	0	0	0	0	1	0	0	0	0	0	0	1
Illinois	5	0	1	4	0	0	0	0	1	1	0	3	0	0	0	0	5
Indiana	2	0	0	2	0	0	0	0	0	1	1	0	0	0	0	0	2
Iowa	69	0	3	22	7	0	0	0	14	26	14	15	0	0	0	0	69
Kansas	6	0	0	6	0	0	0	0	1	4	1	0	0	0	0	0	6
Louisiana	1	0	0	0	0	0	1	0	0	0	0	1	0	0	0	0	1
Michigan	1	0	0	1	0	0	0	0	0	1	0	0	0	0	0	0	1
Minnesota	26	1	0	9	2	0	0	0	3	4	6	13	0	0	0	0	26
Missouri	10	1	0	5	0	0	1	2	2	1	3	4	0	0	0	0	11
Montana	2	0	0	0	1	0	1	0	2	0	0	0	0	0	0	0	2
New Jersey	1	0	0	1	0	0	0	0	0	1	0	0	0	0	0	0	1
New Mex.	1	0	0	0	0	0	1	0	1	0	0	0	0	0	0	0	1
New York	1	0	0	1	0	0	0	0	1	0	0	0	0	0	0	0	1
Oklahoma	1	0	0	1	0	0	0	0	1	0	0	0	0	0	0	0	1
Ohio	1	0	0	1	0	0	0	0	1	0	0	0	0	0	0	0	1
Oregon	2	0	0	2	0	0	0	0	2	0	0	0	0	0	0	0	2
Penn.	1	0	0	1	0	0	0	0	0	0	0	1	0	0	0	0	1
S. Dakota	4	0	0	2	0	0	2	0	0	2	2	0	0	0	0	0	4
Tennessee	3	0	0	0	1	0	1	1	0	1	0	2	0	0	0	0	3
Texas	9	0	0	7	0	0	2	0	2	4	2	1	1	0	0	0	8
Utah	1	0	0	0	0	0	1	0	0	0	0	1	0	0	0	0	1
Virginia	14	1	1	4	1	0	5	2	0	5	3	6	0	0	0	0	14
Washington	4	0	0	3	0	0	1	0	3	0	0	1	0	0	0	0	4
Wisconsin	6	0	0	4	0	0	2	0	4	0	1	1	0	0	0	0	6
Wyoming	14	1	0	5	3	0	3	2	4	1	2	7	0	0	0	0	14
Unreported	16	1	0	0	3	0	4	1	12	3	0	1	0	0	0	0	16

Adjudication status - misdemeanor, felony, abuse and/or neglect, mental health hold, status offender, filed under two or more categories, unreported or pre-adjudication.
 Number of placements - 1-3, 4-6, 7-9, 10 or more.
 Closeness to home - reflects the proximity of the child to the parent according to the child's placement. Categories include placed in same county as parent (same), placed in neighboring county to the parent (nei), placed in non-neighboring county to parent (non), unclear proximity (unc) where either the parent address or child's address is unreported or either live out of state so proximity is difficult to determine.

TABLE 25A

TOTAL LIFETIME PLACEMENTS

(individual foster homes, group homes, specialized facilities)

**FOR CHILDREN IN OUT-OF-HOME CARE ON DECEMBER 31, 2001
WHO ARE WARDS OF THE
DEPARTMENT OF HEALTH AND HUMAN SERVICES (HHS)**

Number of Placements	Total	Ages 0 to 5	Ages 6-12	Ages 13-15	Age 16+
1	725	310	212	106	97
2	840	346	236	124	134
3	595	185	155	116	139
4	441	110	122	105	104
5	388	54	121	107	106
6	315	43	84	92	96
7	250	19	66	69	96
8	206	14	50	69	73
9	175	7	40	56	72
10	146	6	26	51	63
11-20	638	1	96	205	336
21-30	160	0	5	45	110
31-40	34	0	0	5	29
over 40	11	0	0	1	10
Total	4,924	1,095	1,213	1,151	1,465

- 2,764 (56.1%) of HHS children had experienced 4 or more placements.
- 843 (17.1%) of HHS children had experienced more than 10 placements.

Explanation of Table 25—Both parts of this table shows the number of lifetime placements the children and youth who were in out-of-home care as of December 31, 2001 have experienced, the difference between the tables is who is the agency with custody.

The Board is especially concerned for the number of preschool children who have had multiple placements. Brain development experts have indicated that young children are permanently damaged by multiple broken attachments to care givers, yet 439 (40%) of the 1,095 HHS preschoolers have lived in three or more different homes, and an alarming number (144) have lived in five or more homes.

¹ Health and Human Services wards include children under Child Protective Services, the Office of Juvenile Services (including Geneva and Kearney Youth Rehabilitation and Treatment Centers and Juvenile Parole), and the Lincoln Regional Center.

² These children include infants in pre-adoptive placements, children/youth placed with private agencies, children/youth in private mental health facilities, and youth sentenced to local detention/correctional facilities.

Explanation of Table 25—Both parts of this table shows the number of lifetime placements the children and youth who were in out-of-home care as of December 31, 2001 have experienced, the difference is who is the agency with custody. The Board is especially concerned for the number of preschool children who have had multiple placements.

Number of Placements	Ages					Total
	0 to 5	6-12	13-15	16+	Age Not Reported	
1	191	43	83	108	17	442
2	4	3	9	12	18	46
3	1	2	18	30	0	51
4	1	4	2	8	3	18
5	1	1	2	17	0	21
6	0	0	6	5	2	13
7	0	1	4	7	0	12
8	0	0	2	4	0	6
9	0	1	0	3	0	4
10	0	0	2	1	0	3
11-20	0	3	6	7	0	16
21-30	0	0	0	3	0	3
31-40	0	0	0	0	0	0
over 40	0	0	0	0	0	0
Total	198	58	134	205	40	635

TABLE 25B
TOTAL LIFETIME PLACEMENTS
FOR CHILDREN IN OUT-OF-HOME CARE ON DECEMBER 31, 2001
AND ARE NOT WARDS OF HHS ²

(individual foster homes, group homes, specialized facilities)

TOTAL LIFETIME PLACEMENTS

TABLE 25B

NOTES:

TABLE 26

**NUMBER OF CHILDREN
IN OUT-OF-HOME CARE ON DECEMBER 31, 2001
BY PLACEMENT TYPE**

Placement Type	Total	HHS Wards	Other Children
Foster Family Home	2,392	2,378	14
Group Home	1,195	1,017	178
Relative	690	670	20
Jail/Youth Development Centers	573	420	153
Adoptive Home - Not Final - private	211	0	211
Emergency Shelter	126	99	27
Runaway/Whereabouts Unknown	112	109	3
Psychiatric Facility or Substance Abuse Treatment Facility	74	71	3
Independent/Semi-Independent Living	45	44	1
Medical Facility	43	43	0
Center for Developmentally Disabled	25	14	11
Foster Adoptive Home	30	30	0
Child Care Agency	2	2	0
Other/School/Job Corps/Unknown	41	27	14
Total	5,559	4,924	635

Explanation of Table 26—This table shows the number of children in each placement type on December 31, 2001. The table is divided in two categories: wards in the custody of the Department of Health and Human Services and "other" children.

Health and Human Services wards include children under Child Protective Services, the Office of Juvenile Services (including Geneva and Kearney Youth Rehabilitation and Treatment Centers and Juvenile Parole), and the Lincoln Regional Center. "Other" children include infants in pre-adoptive placements, children/youth placed with private agencies, children/youth in private mental health facilities, and youth sentenced to local detention/correctional facilities.

TABLE 27
Listing of Children by COUNTY OF COURT COMMITMENT

This table reads across two pages and shows the number of children according to the county of the court that placed the child in care.

County	Total	# Removals			Gender					Age					Race				
		1st	2+	Male	Female	Un	0-5	6-12	13-15	16+	Un	Bik	Whi	Hsp	Ind	Asn	Oth	Unr	
Adams	152	73	79	82	70	0	33	35	29	55	0	4	134	5	3	3	0	3	
Antelope	17	13	4	9	8	0	8	3	4	2	0	0	17	0	0	0	0	0	
Arthur	0	0	0	0	0	0	0	0	0	0	0	0	0	0	0	0	0	0	
Banner	1	0	1	1	0	0	0	0	1	0	0	0	1	0	0	0	0	0	
Blaine	0	0	0	0	0	0	0	0	0	0	0	0	0	0	0	0	0	0	
Boone	6	3	3	1	5	0	0	2	4	0	0	0	6	0	0	0	0	0	
Box Butte	22	8	14	15	7	0	1	1	6	14	0	0	9	1	11	0	0	1	
Boyd	1	0	1	1	0	0	0	0	1	0	0	0	1	0	0	0	0	0	
Brown	5	3	2	4	1	0	1	2	0	2	0	0	5	0	0	0	0	0	
Buttalo	115	70	45	71	44	0	30	27	28	30	0	3	94	9	2	1	0	6	
Burt	21	9	12	10	11	0	1	3	5	12	0	0	19	0	1	0	0	1	
Butler	29	18	11	15	14	0	8	7	9	5	0	0	29	0	0	0	0	0	
Cass	68	46	22	34	34	0	28	17	8	15	0	0	65	1	1	0	0	1	
Cedar	16	11	5	6	10	0	1	8	2	5	0	0	15	0	1	0	0	0	
Chase	2	1	1	0	2	0	0	0	1	1	0	0	2	0	0	0	0	0	
Cherry	4	1	3	2	2	0	3	0	0	1	0	0	2	0	0	0	0	0	
Cheyenne	41	29	12	19	22	0	7	7	15	12	0	0	35	4	1	0	0	0	
Clay	25	12	13	14	11	0	5	8	9	3	0	2	19	4	0	0	0	0	
Colfax	22	10	12	14	8	0	6	5	4	7	0	0	6	12	4	0	0	0	
Cuming	6	3	3	3	3	0	0	2	4	0	0	0	3	1	0	0	0	2	
Custer	24	11	13	15	9	0	5	8	6	5	0	0	24	0	0	0	0	0	
Dakota	50	31	19	30	20	0	14	3	11	22	0	1	33	7	6	1	0	2	
Daves	8	5	3	3	5	0	1	5	2	0	0	0	2	0	6	0	0	0	
Dawson	78	38	40	43	35	0	8	10	32	28	0	2	47	15	2	0	0	12	
Deuel	2	1	1	0	2	0	0	0	1	1	0	0	2	0	0	0	0	0	
Dixon	16	11	5	9	7	0	4	3	4	5	0	0	16	0	0	0	0	0	
Dodge	132	52	80	80	52	0	30	31	25	44	2	1	115	5	4	0	0	7	
Douglas	1892	1118	774	1023	832	37	450	481	416	528	17	749	805	66	108	4	6	154	
Dundy	0	0	0	0	0	0	0	0	0	0	0	0	0	0	0	0	0	0	
Fillmore	8	4	4	4	4	0	2	1	4	1	0	0	6	0	2	0	0	0	
Franklin	2	0	2	0	2	0	0	0	2	0	0	0	2	0	0	0	0	0	
Frontier	2	1	1	2	0	0	0	0	1	1	0	0	2	0	0	0	0	0	
Furnas	10	8	2	8	2	0	1	3	1	5	0	0	10	0	0	0	0	0	

Removals - 1st is a first removal from the parental home, 2+ indicates the child had experienced one or more failed, premature reunifications and prior removals from the parental home

Gender - male, female, unreported gender

Age group - ages 0-5 (preschool), 6-12 (grade school), 13-15 (junior high), 16+ (high school), or unreported age

Race - Black, White, Hispanic, Indian, Asian, other, unreported race

TABLE 27
Listing of Children by COUNTY OF COURT COMMITMENT (continued...)

This table reads across two pages and shows the number of children according to the county of the court that placed the child in care.

County	Total	Adjudication Status					# of Placements	Closeness to Home									
		1-3	4-6	7-9	10+	Same Neigh		0-C	Unc								
Adams	152	8	0	58	9	0	17	60	11	3	1	2	5	57	33	4	16
Antelope	17	0	1	6	2	0	1	7	11	3	1	2	5	5	6	6	0
Arthur	0	0	0	0	0	0	0	0	0	0	0	0	0	0	0	0	0
Banner	1	0	0	0	0	1	0	1	1	0	0	0	0	0	1	0	0
Blaine	0	0	0	0	0	0	0	0	0	0	0	0	0	0	0	0	0
Boone	6	0	0	4	1	0	1	0	1	4	1	0	1	1	4	1	0
Box Butte	22	4	1	3	2	0	7	5	7	6	3	6	4	4	0	15	1
Boyd	1	0	0	0	1	0	0	0	0	0	0	1	0	0	1	0	0
Brown	5	1	0	2	0	0	1	1	1	2	1	1	2	2	1	0	1
Buttalo	115	5	6	52	3	1	16	32	51	28	15	21	64	22	25	1	3
Burt	21	0	1	9	7	0	1	3	6	10	3	2	7	5	7	1	1
Butler	29	4	0	19	1	0	0	5	17	10	1	1	9	8	10	2	0
Cass	68	1	1	38	6	0	4	18	45	12	2	9	39	11	11	1	6
Cedar	16	0	0	7	1	0	2	6	11	3	1	1	0	0	6	8	0
Chase	2	0	0	0	0	0	1	1	1	0	1	0	0	0	1	0	1
Cherry	4	0	0	3	1	0	0	0	1	3	0	0	3	0	1	0	0
Cheyenne	41	1	1	16	6	0	10	7	18	12	7	4	14	8	16	1	2
Clay	25	0	0	14	4	0	2	5	11	3	7	4	7	7	8	7	0
Coffax	22	2	1	15	0	0	3	1	11	6	2	3	6	4	10	0	2
Cumming	6	0	1	0	0	0	2	3	3	2	0	1	0	2	4	0	0
Custer	24	3	3	13	1	0	1	3	11	6	4	3	11	3	8	0	2
Dakota	50	8	1	15	0	0	6	20	24	11	2	13	23	6	11	2	8
Daves	8	1	0	1	0	0	3	3	4	2	1	1	4	1	3	0	0
Dawson	78	4	2	24	10	0	25	13	26	21	13	18	23	28	17	2	8
Deuel	2	0	0	1	1	0	0	0	0	0	1	1	1	0	1	0	0
Dixon	16	2	0	8	2	0	3	1	9	2	3	2	5	6	3	1	1
Dodge	132	17	3	59	6	1	28	18	50	36	16	30	42	44	39	2	5
Douglas	1892	47	27	1105	88	1	308	316	864	419	250	359	1289	157	156	108	182
Dundy	0	0	0	0	0	0	0	0	0	0	0	0	0	0	0	0	0
Fillmore	8	0	0	2	0	0	2	4	5	1	0	2	4	2	2	0	0
Franklin	2	0	0	0	1	0	1	0	0	0	2	0	0	0	2	0	0
Frontier	2	0	0	1	0	0	1	0	1	1	0	0	0	0	2	0	0
Furnas	10	0	0	0	3	0	2	5	6	0	3	1	5	0	3	1	0

Adjudication status - misdemeanor (1), felony (2), abuse and/or neglect (3a), status offender (3b), mental health hold (3c), adjudicated under two or more categories, and unreported or pre-adjudication.

Number of placements - 1-3, 4-6, 7-9, 10 or more.

Closeness to home - reflects the proximity of the child to the parent according to the child's placement. Categories include placed in same county as parent (same), placed in neighboring county to the parent (nei), placed in non-neighboring county to parent (non), child placed out of state (0-C), and unclear proximity (unc) where either the parent address or child's address is unreported or the parents live out of state so proximity is difficult to determine.

TABLE 27
Listing of Children by COUNTY OF COURT COMMITMENT (continued...)

This table reads across two pages and shows the number of children according to the county of the court that placed the child in care.

County	Total	# Times Removed		Age						Race							
		1 st	2+	0-5	6-12	13-15	16+ Unr	Blk	Wht	Hsp	Ind	Asn	Oth	Unr			
Gage	40	23	17	32	8	10	8	11	11	0	0	39	0	0	0	0	1
Garden	11	9	2	6	5	0	0	6	1	0	0	5	2	4	0	0	0
Garfield	3	3	0	2	1	0	0	1	0	0	0	3	0	0	0	0	0
Gosper	3	2	1	3	0	0	2	0	0	0	0	3	0	0	0	0	0
Grant	1	1	0	1	0	0	0	1	0	0	0	1	0	0	0	0	0
Greley	10	6	4	4	6	0	2	1	0	0	0	10	0	0	0	0	0
Hall	213	133	80	117	96	0	60	58	48	47	0	3	160	24	7	12	0
Hamilton	12	8	4	8	4	0	7	1	2	2	0	1	11	0	0	0	0
Harlan	0	0	0	0	0	0	0	0	0	0	0	0	0	0	0	0	0
Hayes	0	0	0	0	0	0	0	0	0	0	0	0	0	0	0	0	0
Hitchcock	6	4	2	2	4	0	3	1	2	0	0	0	6	0	0	0	0
Holt	41	20	21	23	18	0	4	6	16	15	0	0	37	0	3	0	1
Hooker	2	1	1	1	1	0	0	2	0	0	0	2	0	0	0	0	0
Howard	16	10	6	7	9	0	4	4	4	4	0	14	0	0	0	0	0
Jefferson	18	14	4	12	6	0	3	3	9	3	0	16	0	1	0	0	1
Johnson	4	3	1	2	2	0	0	0	2	2	0	0	2	0	1	1	0
Kearney	10	1	9	4	6	0	2	2	4	2	0	10	0	0	0	0	0
Keith	34	14	20	19	15	0	1	11	11	11	0	0	27	2	4	0	1
Keya Paha	0	0	0	0	0	0	0	0	0	0	0	0	0	0	0	0	0
Kimball	12	9	3	7	5	0	5	0	2	5	0	0	11	1	0	0	0
Knox	18	11	7	7	11	0	3	6	2	7	0	0	13	0	5	0	0
Lancaster	751	437	314	405	344	2	150	199	158	238	6	155	463	31	63	4	3
Lincoln	182	98	84	113	69	0	38	43	48	53	0	3	148	11	11	0	0
Logan	0	0	0	0	0	0	0	0	0	0	0	0	0	0	0	0	0
Loup	0	0	0	0	0	0	0	0	0	0	0	0	0	0	0	0	0
Madison	106	55	51	57	48	1	26	25	19	35	1	2	71	12	12	0	0
McPherson	0	0	0	0	0	0	0	0	0	0	0	0	0	0	0	0	0
Merrick	14	9	5	8	6	0	3	2	3	6	0	0	9	4	0	0	1
Morrill	16	6	10	6	10	0	2	3	5	6	0	0	10	5	1	0	0
Nance	4	1	3	2	2	0	0	1	1	2	0	0	4	0	0	0	0
Nemaha	16	10	6	9	7	0	2	3	4	7	0	0	15	0	0	1	0
Nuckolls	8	4	4	5	3	0	1	1	2	4	0	0	8	0	0	0	0

Times Removed - 1st is a first removal from the parental home, 2+ indicates the child had experienced one or more failed, premature reunifications and prior removals from the parental home
 Gender - male, female, unreported gender
 Age group - ages 0-5 (preschool), 6-12 (grade school), 13-15 (junior high), 16+ (high school), or unreported age
 Race - Black, White, Hispanic, Indian, Asian, other, unreported race

Listing of Children by COUNTY OF COURT COMMITMENT (continued...)

This table reads across two pages and shows the number of children according to the county of the court that placed the child in care.

County	Total Misd. Fel. Ab/n	Stat. M. 2+	Un 1-3	4-6	7-9	10+	Same Neigh Non 0-C Unc	Adjudication Status				# of Placements				Closeness to Home					
								0	1	2	3	0	1	2	3	0	1	2	3	0	1
Gage	40	3	0	25	2	0	6	4	6	2	0	1	19	13	2	6	13	12	11	2	2
Garden	11	0	0	8	0	0	1	2	5	4	0	2	5	4	0	2	2	3	5	0	1
Garfield	3	1	0	1	0	0	1	1	1	1	0	1	1	1	0	1	1	0	2	0	0
Gosper	3	0	0	1	0	0	2	2	2	1	0	0	2	1	0	0	1	2	0	0	0
Grant	1	0	0	0	0	0	0	0	0	0	1	0	0	0	1	0	0	0	1	0	0
Greeley	10	0	0	6	0	0	4	4	6	2	1	1	6	2	1	1	3	2	4	0	1
Hall	213	15	0	111	7	1	17	62	102	50	18	43	102	50	18	43	89	45	63	8	8
Hamilton	12	1	0	8	0	0	2	1	10	0	0	2	10	0	0	2	4	7	1	0	0
Harlan	0	0	0	0	0	0	0	0	0	0	0	0	0	0	0	0	0	0	0	0	0
Hayes	0	0	0	0	0	0	0	0	0	0	0	0	0	0	0	0	0	0	0	0	0
Hitchcock	6	0	0	3	0	0	1	2	4	1	0	1	4	1	0	1	1	2	3	0	0
Holt	41	3	1	17	2	0	16	2	16	9	6	10	16	9	6	10	10	5	25	0	1
Hooker	2	0	0	2	0	0	0	0	1	1	0	0	1	1	0	0	1	1	0	0	0
Howard	16	0	0	12	0	0	1	3	8	7	1	0	8	7	1	0	7	6	3	0	0
Jefferson	18	1	0	6	0	0	3	8	10	1	5	2	10	1	5	2	5	6	7	0	0
Johnson	4	0	0	2	0	1	1	1	1	2	1	0	1	2	1	0	1	1	2	0	0
Kearney	10	0	0	6	1	0	3	0	0	1	4	5	0	1	4	5	1	5	4	0	0
Keith	34	1	1	16	3	0	8	5	16	6	4	8	16	6	4	8	12	7	11	2	2
Keya Paha	0	0	0	0	0	0	0	0	0	0	0	0	0	0	0	0	0	0	0	0	0
Kimball	12	0	0	5	1	0	3	3	7	1	2	2	7	1	2	2	2	2	3	1	4
Knox	18	0	0	4	0	0	1	13	12	2	3	1	12	2	3	1	8	6	3	1	0
Lancaster	751	52	8	384	28	0	105	174	342	162	80	167	342	162	80	167	476	51	176	22	26
Lincoln	182	14	1	72	20	0	43	32	80	52	19	31	80	52	19	31	94	28	47	7	6
Logan	0	0	0	0	0	0	0	0	0	0	0	0	0	0	0	0	0	0	0	0	0
Loup	0	0	0	0	0	0	0	0	0	0	0	0	0	0	0	0	0	0	0	0	0
Madison	106	5	2	43	15	0	17	24	39	28	14	25	39	28	14	25	49	12	36	4	5
McPherson	0	0	0	0	0	0	0	0	0	0	0	0	0	0	0	0	0	0	0	0	0
Merrick	14	3	2	5	2	0	2	0	10	0	1	3	10	0	1	3	3	8	3	0	0
Morrill	16	0	0	11	2	0	2	1	7	4	2	3	7	4	2	3	5	5	5	1	0
Nance	4	0	0	2	1	0	1	0	1	0	1	2	1	0	1	2	0	2	1	0	1
Nemaha	16	0	2	6	4	0	3	1	8	2	2	4	8	2	2	4	7	0	9	0	0
Nuckolls	8	0	0	2	0	0	0	3	2	3	0	3	2	3	0	3	2	1	5	0	0

Adjudication status - misdemeanor (1), felony (2), abuse and/or neglect (3a), status offender (3b), mental health hold (3c), adjudicated under two or more categories, and unreported or pre-adjudication.

Number of placements - 1-3, 4-6, 7-9, 10 or more.

Closeness to home - reflects the proximity of the child to the parent according to the child's placement. Categories include placed in same county as parent (same), placed in neighboring county to the parent (nei), placed in non-neighboring county to parent (non), child placed out of state (0-C), and unclear proximity (unc) where either the parent address or child's address is unreported or the parents live out of state so proximity is difficult to determine.

TABLE 27
Listing of Children by COUNTY OF COURT COMMITMENT (continued...)

This table reads across two pages and shows the number of children according to the county of the court that placed the child in care.

County	Total	# Times Removed		Age						Race							
		1st	2+	Un	0-5	6-12	13-15	16+	Un	Blk	Whi	Hsp	Ind	Asn	Oth	Unr	
Otoe	22	16	6	15	7	0	2	5	5	10	0	0	20	1	0	0	1
Pawnee	1	1	0	0	1	0	0	0	1	0	0	1	0	0	0	0	0
Perkins	2	1	1	0	2	0	1	0	1	0	0	2	0	0	0	0	0
Phelps	18	7	11	10	8	0	1	0	9	8	0	17	0	0	0	0	0
Pierce	6	3	3	3	3	0	2	3	3	1	0	6	0	0	0	0	0
Platte	45	17	28	28	17	0	5	4	11	25	0	1	35	3	3	0	0
Polk	7	5	2	6	1	0	0	4	3	0	0	1	6	0	0	0	0
Red Willow	34	20	14	19	15	0	8	5	9	12	0	0	29	4	0	0	1
Richardson	22	12	10	13	9	0	3	5	6	8	0	0	19	1	2	0	0
Rock	0	0	0	0	0	0	0	0	0	0	0	0	0	0	0	0	0
Saline	25	19	6	14	11	0	7	5	6	0	0	0	22	3	0	0	0
Sarpy	278	133	145	136	134	8	31	50	77	116	4	39	195	8	9	2	1
Saunders	32	15	17	17	15	0	2	7	13	10	0	0	30	0	1	0	1
Scots Bluff	153	80	73	92	61	0	36	45	38	34	0	0	71	32	40	0	1
Seward	28	15	13	18	10	0	3	2	5	18	0	0	25	0	1	0	1
Sheridan	12	5	7	6	6	0	3	4	2	3	0	0	4	0	8	0	0
Sherman	2	1	1	1	1	0	0	0	2	0	0	0	2	0	0	0	0
Sioux	0	0	0	0	0	0	0	0	0	0	0	0	0	0	0	0	0
Stanton	3	3	0	3	0	0	1	1	0	1	0	0	3	0	0	0	0
Thayer	14	4	10	9	5	0	5	2	4	3	0	0	14	0	0	0	0
Thomas	0	0	0	0	0	0	0	0	0	0	0	0	0	0	0	0	0
Thurston	9	4	5	4	5	0	1	0	5	3	0	0	4	0	5	0	0
Valley	5	2	3	5	0	0	0	0	2	3	0	0	4	0	1	0	0
Washington	25	16	9	15	10	0	3	8	6	8	0	1	22	0	2	0	0
Wayne	5	3	2	2	3	0	0	1	2	2	0	0	5	0	0	0	0
Webster	4	3	1	3	1	0	1	0	2	0	0	0	4	0	0	0	0
Wheeler	0	0	0	0	0	0	0	0	0	0	0	0	0	0	0	0	0
York	49	31	18	23	26	0	9	9	14	17	0	2	45	0	1	0	0
Tribal	32	15	17	16	16	0	8	7	9	8	0	0	0	0	31	0	0
Unreported	170	153	17	86	54	30	10	13	60	78	9	14	88	0	5	1	0
Voluntary	228	226	2	126	102	0	178	28	8	13	1	14	88	21	8	69	7

Times Removed - 1st is a first removal from the parental home, 2+ indicates the child had experienced one or more failed, premature reunifications and prior removals from the parental home
 Gender - male, female, unreported gender
 Age group - ages 0-5 (preschool), 6-12 (grade school), 13-15 (junior high), 16+ (high school), or unreported age
 Race - Black, White, Hispanic, Indian, Asian, other, unreported race

TABLE 27
 Listing of Children by COUNTY OF COURT COMMITMENT (continued...)

This table reads across two pages and shows the number of children according to the county of the court that placed the child in care.

County	Adjudication Status					# of Placements					Closeness to Home					
	Total	Mis	Fel	Ab/N	Stat. M.	2+	Unr	1-3	4-6	7-9	10+	Same	Neigh	Non	0-C	Unr
Otoe	22	0	8	2	0	2	8	13	4	3	2	5	13	3	1	0
Pawnee	1	0	0	0	0	0	0	0	1	0	0	1	0	0	0	0
Perkins	2	0	0	1	0	0	0	2	0	0	0	0	1	0	1	0
Phelps	18	0	1	7	2	0	6	5	1	7	7	1	8	8	1	0
Pierce	6	0	0	3	0	0	0	2	3	1	0	1	4	1	0	0
Platte	45	1	0	20	6	0	8	14	7	11	13	11	11	20	0	3
Polk	7	0	0	5	1	0	1	5	0	2	0	1	3	2	1	0
Red Willow	34	1	1	6	9	0	5	16	13	1	4	11	9	14	0	0
Richardson	22	1	0	12	1	0	7	12	3	3	4	6	0	14	1	1
Rock	0	0	0	0	0	0	0	0	0	0	0	0	0	0	0	0
Saline	25	2	0	17	1	0	1	19	2	1	3	8	9	5	0	3
Sarpy	278	9	0	101	24	0	75	109	65	44	60	88	115	25	22	28
Saunders	32	4	2	9	1	0	2	14	9	14	5	6	10	12	0	4
Scottsbluff	153	7	1	74	14	0	19	38	51	44	24	34	59	23	48	13
Seward	28	3	2	2	3	0	6	12	8	6	7	7	8	9	9	1
Sheridan	12	2	0	7	1	0	0	2	5	4	2	1	2	3	6	0
Sherman	2	1	0	1	0	0	0	0	0	1	0	1	0	0	2	0
Sioux	0	0	0	0	0	0	0	0	0	0	0	0	0	0	0	0
Stanton	3	0	0	2	0	0	0	1	2	1	0	0	1	2	0	0
Thayer	14	0	0	7	1	0	2	4	6	3	2	3	6	3	4	0
Thomas	0	0	0	0	0	0	0	0	0	0	0	0	0	0	0	0
Thurston	9	0	0	5	0	0	1	3	3	1	3	2	3	4	1	0
Valley	5	0	0	2	0	0	2	1	2	1	0	2	0	1	3	0
Washington	25	1	0	7	1	0	3	13	12	8	0	5	9	6	6	0
Wayne	5	0	0	0	1	0	0	4	2	2	0	1	0	0	5	0
Webster	4	0	0	3	0	0	0	1	0	4	0	0	1	1	2	0
Wheeler	0	0	0	0	0	0	0	0	0	0	0	0	0	0	0	0
York	49	4	0	19	2	0	14	10	27	6	2	14	19	6	22	0
Tribal	32	1	0	5	0	0	1	25	17	10	4	1	20	5	5	0
Unreported	170	6	4	1	0	0	2	157	162	1	4	3	24	14	30	0
Voluntary	228	0	0	0	0	0	0	225	225	3	0	0	7	3	2	2

Adjudication status - misdemeanor (1), felony (2), abuse and/or neglect (3a), status offender (3b), mental health hold (3c), adjudicated under two or more categories, and unreported or pre-adjudication.

Number of placements - 1-3, 4-6, 7-9, 10 or more.
 Closeness to home - reflects the proximity of the child to the parent according to the child's placement. Categories include placed in same county as parent (same), placed in neighboring county to the parent (net), placed in non-neighboring county to parent (non), child placed out of state (0-C), and unclear proximity (unc) where either the parent address or child's address is unreported or the parents live out of state so proximity is difficult to determine.

TABLE 28

**NUMBER OF CHILDREN
IN OUT-OF-HOME CARE ON DECEMBER 31, 2001
BY PLAN**

Plan	HHS	Other Children
Permanency Plan	2,450	44
Return to Parent	391	7
Long Term Foster Care	365	19
Adoption	357	2
No Plan	198	4
Guardianship	123	2
Independent Living	68	0
Multiple Plans	16	3
Permanency	11	0
Semi-Independent Living	4	2
Relative Placement	3	6
Long Term Group	938	546
Other/Unknown	4,924	635
Total		

Explanation of Table 28—This table shows the permanency plans for the children in out-of-home care and the number of children with each plan as of December 31, 2001. Children in the HHS column include children under Child Protective Services, children and youth under the Office of Juvenile Services (including Geneva and Kearney Youth Rehabilitation and Treatment Centers and Juvenile Parole), and children and youth at the Lincoln Regional Center.

“Other Children” would include non-HHS babies in pre-adoptive placements, children placed with private agencies, children privately placed in mental health facilities, and youth sentenced to county detention, correctional or probation facilities. For the Review Board’s purposes, “Permanency” means adoption or guardianship is being considered; however, the legal process for termination of parental rights or relinquishment has not been completed.

TABLE 29
CHILDREN ENTERING OUT-OF-HOME CARE DURING THE YEAR
BY AGE

Age of child as of December 31st	Children entering care during 1999	Children entering care during 2000	Children entering care during 2001	First Removal from the Home	Prior Reunifications, Failed
Under 1	233	287	270	261	9
1 year	191	201	193	172	21
2 years	151	194	170	143	27
3 years	109	142	152	121	31
4 years	104	143	142	111	31
5 years	102	125	120	90	30
6 years	106	117	120	87	33
7 years	111	144	112	87	25
8 years	120	146	139	99	40
9 years	110	143	128	83	45
10 years	112	152	141	97	44
11 years	117	161	145	96	49
12 years	146	208	168	102	66
13 years	233	252	260	139	121
14 years	342	433	370	193	177
15 years	510	585	608	290	318
16 years	637	699	776	351	425
17 years	742	686	767	322	445
18 years	377	337	365	116	249
19 + years	36	52	49	9	40
Unknown age	295	74	37	25	12
TOTAL	4,884	5,281	5,232	2,994	2,238
# removed more than once	2,022	2,405	2,238		
Recidivist Rate*	41.4%	45.5%	42.8%		

*Recidivism rate here is computed as the percent of children entering care in the year who had been removed from the home at least once before, as in $2,238/5,232 = 42.8\%$

Explanation of Table 29—This table shows the number of children who entered out-of-home care through both public and private agencies, and includes past years for comparison. Most children who enter care when age newborn through pre-adolescence enter care due to the parent's inability to parent, an abusive situation, neglect, or medical problems. Some are infants placed for adoption whose adoption has not been finalized. Older children may also enter care because of their own actions. This chart is based on the child's December 31st age, so children in the 19+ age group would have entered care while age 18 (19 is the age of majority).

The Board is particularly concerned with the number of young children experiencing premature, failed reunifications, due to brain research indicating that there can be physical changes to brain physiology caused by abuse, neglect, and separations from parents/caregivers.

Explanation of Table 30—This table shows the number of children whose cases were terminated (closed) for each reason during 2001.

Reason Left Care	No. of Children
Custody Returned to Parent	2,373
Released from Corrections (to Parents)	874
Reached Age of Majority	383
Court Terminated (with no specifics given)	140
Adoption Finalized	225
Guardianship Established	107
Custody Transferred to Another Agency/State/Tribe	2
Death	2
Emancipated by Military Service	1
No reason reported or other	703
Total cases terminated during 1998	4,810

CASES TERMINATED IN 2001 BY REASON

TABLE 30

TABLE 31

**LIFETIME NUMBER OF TIMES IN FOSTER CARE (REMOVALS)
FOR CHILDREN IN OUT-OF-HOME CARE
ON DECEMBER 31, 2001**

Summary

LifETIME Removals for Children in Care on 12-31-2001		In First Removal		Had Previous Removal(s)		Total
3,292	1,116	2,267	5,559	1,293	1,271	1,285
Totals	0-5	6-12	Ages	13-15	Ages	16+
						Age Not
						Reported
						34
						695
						975
						6
						40

Details

Times in Foster Care (removals)	Totals	0-5	6-12	13-15	16+	Age Not Reported
1	3,292	1,116	815	632	695	34
2	1,234	145	305	332	446	6
3	598	28	111	191	268	0
4	243	4	30	72	137	0
5	96	0	5	36	55	0
6	43	0	4	8	31	0
7	28	0	0	7	21	0
8	14	0	0	3	11	0
9	4	0	1	1	2	0
10	4	0	0	1	3	0
11 or more	3	0	0	2	1	0
Total	5,559	1,293	1,271	1,285	1,670	40

Explanation of Table 31 – This table shows the lifetime number of times the child or youth has been removed from the parental home. Any number of times in care that is greater than one indicates that the child has experienced a premature or otherwise failed reunification attempt with the parents. 2,267 of the 5,559 children in care on 12-31-2001 had experienced one or more failed reunification attempts.

While failed reunifications can be detrimental for children at any age, the Foster Care Review Board is greatly concerned for the 145 preschool age children (birth through five years old) who have experienced one failed reunification attempt (2 times in foster care), the 28 preschool children who have experienced two failed reunifications (3 times in foster care), and the 4 preschool children who have experienced three failed reunifications (4 times in foster care). Research shows that repeated early childhood traumas can impede normal growth and development, and can cause permanent changes in the physical makeup of children's brains. These changes can cause lifelong deficits in cognitive functions and response to normal stresses.

Explanation of Table 32 – This table shows whether or not child support has been ordered for children in out-of-home care. Parents need to be held accountable for their decisions regarding their children, and should be asked to contribute toward their support, even if the financial amount is small.

¹ Examples of "not applicable" cases would include those where both parents were deceased or where parental rights had been terminated.

Child Support...	Was ordered	Was not ordered	Not applicable ¹	Not documented in HHS file	Totals
Total Children	115	254	114	3,609	4,092
Ages 0-5	20	67	21	837	945
Ages 6-12	29	83	36	1,082	1,230
Ages 13-15	25	40	19	693	777
Ages 16+	41	64	38	997	1,140

CHILD SUPPORT ORDERED FOR CHILDREN REVIEWED DURING 2001

TABLE 32

As the chart above shows, for the 202 youth where documentation exists, 122 (60.4%) have documented histories of abuse or neglect. It is particularly concerning that nearly three-fourths of the youth's files did not document whether abuse or neglect has ever been alleged against these youth's parents/guardians, since it is clearly a contributing cause to anti-social behaviors. Past abuse or neglect is also a factor in later aggressive behaviors, yet file documentation on whether the child was exhibiting aggressive behaviors was lacking in 66.9% of the cases.


Explanation of Table 33—Status offenders are juveniles who are charged with an offense that an adult could not be charged with (such as truancy, failure to obey parents, failure to obey curfews and the like). The FCRB is concerned that because it is often easier to charge a juvenile with an offense than it is to prove child abuse or neglect against the parents, many cases of abuse or neglect may go untreated and the root causes of the youth's poor behaviors may not be addressed.

- Of the 73 children documented to be acting out aggressively, the aggression was towards other people in 62 cases, property in 40 cases, and themselves in 23 cases.
- 43 (59.0%) of the 73 children acting out aggressively were documented prior victims of child abuse or neglect.

Was Child Prior Victim of Abuse or Neglect		Is Child Currently Acting Out Aggressively	
Documented Prior Victim	122	73	8.8%
Not Prior Victim According to Documentation Available	80	203	24.4%
Not Documented Whether Child Was Prior Victim of Abuse	631	557	66.9%
Total Status Offenders Reviewed	833	833	100.0%

TABLE 33
CHILDREN ADJUDICATED AS STATUS OFFENDERS
REVIEWED DURING 2001

APPENDICES



APPENDIX A

GLOSSARY OF TERMS and LIST OF COMMON ACRONYMS

Adoption and Safe Families Act (ASFA) – A federal act passed on November 19, 1997, that was enacted by the Nebraska Legislature in 1998. The Act attempted to refocus attention on child safety, to reduce overly long stays in foster care by moving children promptly into permanent homes (including providing for circumstances under which efforts to reunify with the parents are not required), and to facilitate adoption of waiting children. The FCRB views compliance with ASFA as meaning that the child's best interests are being served, and the FCRB is a firm advocate for those best interests on both a case-by-case and a systems level.

Adjudication - The hearing at which the court determines whether a child has been maltreated or whether there is some other basis for the court to take jurisdiction of the child.

A.G. – see Attorney General

Age of Majority – The age when a child becomes a legal adult, the child's 19th birthday (unless otherwise emancipated by a court).

Agency-Based Foster Care (ABFC) contractors - Private organizations that contract with HHS and are responsible for recruiting, assessing, screening, training, supervising, and providing 24-hour support for many foster homes, therapeutic foster homes and group homes.

Agency-Based Placements – Foster homes and facilities that are recruited, monitored, and retained by private organization that have contracts with HHS for these types of services.

AOM – see Age of Majority

Appeal - Resort to a superior or appellate court to review the decision of a lower court.

Approval Study - Before or within 30 days of placing children in a proposed foster placement, an approval study is done which is to include a visit to the home, a Central Registry check, a law enforcement check, three non-relative references, and an evaluation of the placement's ability to meet the needs of the child.

Attorney General - The Child Protective Division of the Attorney General's office assists county attorneys in the preparation of cases involving crimes against children.

Best Interests of the Child - Used by courts and child welfare agencies in determining whether to undertake specific acts regarding a child.

CASA - see Court Appointed Special Advocate

Case Plan - see Plan

Case Status Meeting - A meeting of two or more of the legal parties to a child's case to address one or more particularly concerning aspects of the case.

Central Registry - A database kept by the Department of Health and Human Services where each report of suspected child abuse and/or neglect is filed. Persons alleged to have committed child abuse and/or neglect whose allegations are found to be agency substantiated ("inconclusive") or court substantiated ("substantiated") are listed on the central register. Names on the central register may be revealed to employers or volunteer coordinators if the employment or volunteering would involve working with children.

Child Abuse and Neglect - The Federal Child Abuse Prevention, Treatment and Adoption Reform defines child abuse and neglect as having four elements: "(1) physical injury, mental injury, sexual abuse or exploitation, negligent treatment or maltreatment, (2) of a child, (3) by a person who is responsible for the child's welfare, (4) under circumstances which indicate that the child's health or welfare is harmed or threatened."

Child Protective Services - A division of the Department of Health and Human Services responsible for receiving and investigating reports of child abuse and neglect in conjunction with law enforcement.

Counselors - Counselors (licensed or certified), clinical social workers, and marriage and family therapists are master's level professionals. These mental health professionals often work with psychiatrists or psychologists on the diagnoses and treatment of patients. Certified alcohol and drug abuse counselors specialize in providing services to individuals with chemical or substance abuse dependence (addictions).

Court Appointed Special Advocate(CASA) - A person appointed by the court to represent the needs and interests of the child to the court or to the guardian ad litem.

CPS - see Child Protective Services -

Department of Public Institutions - Division of state government now under

Dispositional Hearing - The finding by the court of the validity of the report of child maltreatment.

DPI - see Department of Public Institutions

Department of Health and Human Services - A state agency responsible for assisting troubled and dysfunctional families, providing foster care placement and services, administering medically handicapped children's services, and administering child support enforcement, among other duties.

Department of Social Services (DSS) - Division of state government that is now under HHS, the Department of Health and Human Services.

FCRB - see Foster Care Review Board

Foster Care - Out of home placement of the child or youth, which could include placement in a foster family home, in a kinship or relative's home, group home, emergency shelter, youth detention center, psychiatric treatment facility, etc.

Foster Care Review Board - The state agency responsible for reviewing cases of children placed in out of home care and making recommendations to the courts, custodial agency, county attorney, child's attorney, and parents' attorney(s).

GAL - see Guardian ad Litem

Geneva Youth Rehabilitation and Treatment Center - A non-secure treatment center for female juvenile offenders that also does assessments for both male and female youth under the Department of Health and Human Services.

Guardian ad Litem - Attorney appointed by the Court to represent the best interests of the child.

GYRTC - see Geneva Youth Rehabilitation and Treatment Center

HHS - see Department of Health and Human Services

Homestudy - A study of the conditions of a foster home, including the makeup of the family, and caregiver strengths.

Independent Living Plan - A plan for services to help the juvenile in acquiring skills, such as managing personal finances, necessary to live a successful adult life.

Kearney Youth Rehabilitation and Treatment Center - A non-secure treatment center for male juvenile offenders under the Department of Health and Human Services.

KYRTC - see Kearney Youth Rehabilitation and Treatment Center

L.B. - Legislative Bill + number - Method of identifying proposed legislation as it passes through the hearing and debate process prior to becoming law. Some laws retain the bill number after becoming law, e.g., LB 1184 teams (the name by which child abuse investigation and treatment teams are also known)

Legal Standing - The Foster Care Review Board was granted limited legal standing by the legislature in 1990. The statute (§43-1313) allows the Board to request and

participate in review hearings at the dispositional level. Local Boards identify problem cases which might be eligible for legal standing actions and bring these cases to the attention of the State Board by submitting the identified cases to the Executive Committee of the State Board for review. In most cases a Local Board review is held, including participation by interested parties, followed by a case status meeting with representatives from the agency responsible for the child and the county attorney's office. The Review Board may request legal standing under any of the following conditions:

- a. Reasonable efforts were not made to prevent a child from entering care,
- b. There is no permanency plan,
- c. The permanency plan is inappropriate,
- d. The placement is inappropriate,
- e. Regular court hearings are not being held,
- f. Appropriate services are not being offered,
- g. The best interest of the child is not being met, or,
- h. The child is in imminent danger.

This process has proven very successful in addressing the concerns the Local Boards have expressed regarding the children.

Mandatory Reporting - §28-711 reads in part "when a physician, medical institution, nurse, school employee, social worker, or other person has reasonable cause to believe that a child has been subject to abuse and neglect, or observed such persons being subjected to condition or circumstances which reasonably would result in abuse or neglect, he or she shall report such incidents or cause a report to be made to the proper law enforcement agencies."

NFAPA - Nebraska Foster and Adoptive Parents Association, a support group for foster parents.

Neglect - the failure to provide for a child's basic physical, medical, educational and/or emotional needs.

Out-of-Home Care - Placement of the child or youth outside the home of origin, which could include placement in a foster family home, in a kinship or relative's home, group home, emergency shelter, youth detention center, psychiatric treatment facility, etc.

Permanency - Term used to indicate that a former foster child is in a safe, stable family situation. This could come about as the result of a reunification with the parents, through completion of an adoption, or through a guardianship being established.

- Permanency Planning** - The process by which a child welfare agency with responsibility for a child in foster care develops a plan for implementing the most permanent long-term situation possible in the best interests of the child.
- Petition** - A formal, written request to the court which contains the facts and circumstances upon which a court is asked to provide certain relief as well as detailing the relief being sought.
- P.L.** - Public Law + number - Method of identifying federal legislation when it becomes law. For example, PL 96-272 is the Federal Adoption Assistance and Child Welfare Act of 1980, which is the basis for much of the Nebraska law and policy related to children in out-of-home care.
- Plan or Case Plan** - Under §43-1312, the case plan is to include a description of the services which are to be provided in order to accomplish the purposes of foster care placement and the estimated length of time necessary to achieve the purposes of the foster care placement. These plans are to be updated at minimum once per six months.
- Placement** - An individual foster home, kinship home, group home or other specialized facility, or the act of moving a child to a new caregiver from one of these categories.
- Psychiatrist** - A medical doctor (MD) or doctor of osteopathy (DO) who specializes in the prevention, diagnosis and treatment of behavior health disorders. Psychiatrists can conduct medical exams, prescribe medication, and admit patients to a treatment facility. They also direct the care of inpatients or provide consultative services to primary care physicians or other behavioral health providers.
- Psychologist** - A doctorate level provider (PhD or PsyD) who is specially trained in the psychological assessment, diagnosis and therapy of patients.
- Reasonable Efforts** - A term applied to efforts to prevent a child's removal from a home or to move a child toward permanency in a timely manner.
- Recidivism Rate** - The percentage of children who have been removed from the home due to abuse/neglect, left care (usually by returning to the parents, but could also have been adopted or been in guardianship), then re-entered care.
- Respite Care** - Limited time away from the children in order to complete actions where the children cannot or should not be present, such as care of the foster children in a home while the foster parents attend continuing education classes.
- Restraints** - Actions such as physical holds, takedowns, use of certain physical devices, certain medications (such as tranquilizers), isolation, and/or solitary confinement, that result in the child's loss or limitation of liberty.
- Reunification** - Placing a child that has been in foster care back with the parents.

Review Hearing - Hearings to be held by the court at least every six months following the dispositional hearing until the court releases jurisdiction of the case.

Statute - A law passed by a legislative body.

Therapists - Therapists are master's level mental health professionals who often work with psychiatrists or psychologists on the diagnoses and treatment of patients.

TPR - Termination of Parental Rights - The legal process that severs the legal relationship between parents and a child.

Vacancy Case Manager - A case manager who temporarily assumes the cases of a case manager who has resigned until a newly hired case manager is able to assume the cases.

ValueOptions - The private company that has had the state contract to manage the costs of mental health care services for children and youth.

VRTC - Youth Rehabilitation and Treatment Centers - A non-secure treatment center for juvenile offenders, under the Department of Health and Human Services. The facility for girls is at Geneva, the facility for boys is at Kearney.

DISPOSITIONAL REVIEW HEARINGS -- Per PL 96-272, this hearing is to occur at least every six months to review the progress made on the dispositional order until conditions warrant the court terminating jurisdiction. The focus should be on whether progress is being made to correct the problem that brought the child into care or not. A Journal Entry should be filed recording what was ordered.



DISPOSITIONAL HEARING -- At this time a plan is ordered which addresses the reasons why the court action began. A rehabilitation plan for the parents is ordered.



ADJUDICATION HEARING -- By law this must occur within 90 days of the child entering out of home care. In practice the 90 day rule is not always adhered to. An adjudication hearing can be either contested or noncontested. Contested means that the parents deny the allegations and full trial with evidence ensues. At this hearing the finding of fact occurs, the allegations of the petition are found to be either true or false, and the child is either made a state ward or not.



DETENTION HEARING -- Finds if probable cause exists to warrant the continuance of court action or the child remaining in out of home care. The case is either set for an adjudication hearing or the child is returned home and charges dropped. If set for adjudication, a Guardian ad Litem, also known as a GAL, [attorney representing the child's best interests] should be appointed at this time.



PETITION -- The County Attorney decides whether to file a petition. For abuse/neglect a petition would be filed under §43-247(3a). At this time the allegations of the problem/crime are stated. Nothing is determined, found, or ordered at this point. A petition must be filed within 48 hours of a child being removed or the child goes home.



REPORT & INVESTIGATION -- A Case enters juvenile court when a report of child abuse and/or neglect has been received by law enforcement, investigated, and substantiated. If the case is not diverted through voluntary services, law enforcement gives the evidence to the County Attorney.

**Appendix B
Following a Case
of Alleged Child Abuse/Neglect
Through Juvenile Court**

**Following a Case
When the Case Involves the Actions of the Child
Through Juvenile Court**

REPORT & INVESTIGATION -- A Case enters juvenile court when a report of one of the following is received by law enforcement, investigated, and substantiated: status offense [an offense that would not be an offense for an adult, such as truancy], misdemeanor, or felony offense. If the case is not diverted through voluntary services, law enforcement gives the evidence to the County Attorney.



PETITION -- The County Attorney decides whether to file a petition. For a status offense a petition would be filed under §43-247(3b). For a misdemeanor it would be under §43-247(1), for a felony under §43-247(2). At this time the allegations of the problem/crime are stated. Nothing is determined, found, or ordered at this point. A summons and charge could be issued, and a court date could be set.



DETENTION HEARING -- Finds if probable cause exists to warrant the continuance of court action or the child remaining in out of home care. The case is either set for an adjudication hearing or the child is returned home and charges dropped. An attorney for the child may be appointed at this time.



ADJUDICATION HEARING -- By law this must occur within 90 days of the child entering out of home care. In practice the 90 day rule is not always adhered to. At this hearing the finding of fact occurs, the allegations of the petition are found to be either true or false. At this hearing, the youth can admit or deny the allegation.



DISPOSITIONAL HEARING -- At this time a plan is ordered which addresses the reasons why the court action began. A rehabilitation plan is ordered.



DISPOSITIONAL REVIEW HEARINGS -- Per PL 96-272, this hearing is to occur at least every six months to review the progress made on the dispositional order until conditions warrant the court terminating jurisdiction. The focus should be if progress is being made to correct the problem that brought the child into care. A Journal Entry should be filed recording what was ordered.

Report and Investigation – A typical 3(a) case [abuse or neglect] enters juvenile court when a report of child abuse and/or neglect has been received by law enforcement, has been investigated, and has been substantiated. If the case is not diverted through voluntary services, law enforcement gives the evidence to the County Attorney who then writes a petition. A child may be removed from the home following the investigation.

Steps in the Court Process

Docket number: The means for the court to track the individual court action. If there were two separate cases involving a juvenile, there would be two docket numbers. Each court can set its own system for docket numbers. The docket number is usually listed in the upper right hand corner of the recommendation.

§ - a symbol that stands for Nebraska statute, also commonly written as Neb. Stat. §. This is the reference number for a particular law. Federal law is prefaced with P.L. for public law, as in P.L. 96-272 (the law requiring appointment of a guardian ad item).

- Beyond a reasonable doubt-99% sure
- Clear and Convincing-75% sure
- Preponderance of Evidence-It is more likely than not, 51% sure

Types of Proof: There are varying proof requirements in different judicial proceedings. The level of proof will be one of the following:

Evidence: Any sort of proof submitted to a court for the purpose of influencing the court's decision. FCRB recommendations are admissible in any Court proceedings concerning the juvenile if the findings or recommendations have been provided to all other parties of record or legal parties. Neb. Stat. §43-285 (6)

Terminology Needed to Understand the Process:

Appendix C
Quick Guide to Legal Terminology
and the Steps in the Court Process

An adjudication hearing can be either contested or non-contested. If it is contested, the parents deny the allegations of the petition and a full trial with evidence ensues.

Adjudication is the formal court hearing where the court makes a finding of fact based on the evidence presented as to whether or not the allegations of the petition are true. The burden of proof is based on the "preponderance of evidence", in other words if it is more likely than not that the allegations are true. Rules of evidence apply which means hearsay is not allowed. At the adjudication hearing, the child is either made a state ward or not. The Court should also make a finding if reasonable efforts have been made to prevent removal from the home. If none of the allegations in the petition are proven, then the case is dismissed.

Adjudication hearing - This hearing is vitally important because the rest of the child's case is based on the findings made at the adjudication. By law the adjudication hearing must occur within 90 days of the petition being filed. Children are adjudicated based on the section of statute in the petition (see petition explanation above). For example, an abuse case would be under §43-247 (3a), and a status offense case would be under §43-247 (3b). The FCRB cannot intervene at the adjudication level, only once a case has reached disposition.

any child in 3(a) court proceedings have a guardian ad litem. Nebraska law and Federal Law PL 96-272 require that home and charges dismissed. At this hearing the case is either set for adjudication or the child is returned to the parent's attorney and parent's attorneys should be appointed at this time. (GAL), juvenile attorney and parent's attorneys should be appointed at this time. At this hearing the case is either set for adjudication or the child is returned to the parent's attorney and parent's attorneys should be appointed at this time. A Guardian ad litem (GAL), juvenile attorney and parent's attorneys should be appointed at this time. At this hearing the case is either set for adjudication or the child is returned to the parent's attorney and parent's attorneys should be appointed at this time.

Detention hearing - This hearing finds if probable cause exists to warrant the continuance of court action or the child remaining in foster care. During this hearing, the allegations set forth in the petition are read to all parties. A Guardian ad litem (GAL), juvenile attorney and parent's attorneys should be appointed at this time. At this hearing the case is either set for adjudication or the child is returned to the parent's attorney and parent's attorneys should be appointed at this time.

At this time the allegations of the problem/crime are stated. Nothing is determined, found or ordered at this point. The petition sets forth the allegations that, if proven true, form the basis for court intervention. It is important to see if both parents are listed in the petition in 3(a) cases.

- §43-247 (1) delinquent - misdemeanor
- §43-247 (2) delinquent - felony
- §43-247 (3a) abuse/neglect/dependency
- §43-247 (3b) status offender (juvenile commits an offense that would not be a crime if committed by an adult. i.e. runaway)
- §43-247 (3c) mental health hold
- §43-247 (4) traffic offense, usually felony DWI
- §43-247 (8) abuse/neglect/abandonment of adopted child relinquished back

Petition - The County Attorney decides whether to file a petition based on the evidence presented by the investigators. If a child is removed and placed in out of home care, the petition must be filed within 48 hours. The petition is filed/done by County Attorney according to one of the following statutes:

Each allegation in the petition is addressed during the adjudication hearing. Often there can be plea-bargains of various allegations and these can effect further proceedings. The following are common scenarios:

1. If the petition only alleges a dirty house but doesn't address the parent's alcohol abuse, with sufficient evidence the court will adjudicate based on the dirty house. Without adjudication on the alcohol abuse, the court cannot order the parent into alcohol treatment. Therefore, the root cause of abuse is not addressed, and the child may be subjected to continued abuse.
 2. If the petition alleges both the dirty house and the parent's alcohol abuse, the court will adjudicate on both issues. If there is sufficient evidence for the dirty house, but insufficient evidence on the alcohol abuse, the court will adjudicate on the dirty house and dismiss the alcohol abuse count. Again, without adjudication on the alcohol abuse, the court cannot order the parent into alcohol treatment, and the children's safety remains an issue.
 3. If the petition alleges both the dirty house and the parent's alcohol abuse, the court will adjudicate on both issues. The parent's attorney may offer to not contest the dirty house charge in exchange for dropping the alcohol abuse charge. If the County Attorney accepts, this is a plea bargain. Again, without adjudication on the alcohol abuse, the court cannot order the parent into alcohol treatment, and the children's safety remains an issue.
 4. In this example, the petition charges that the parent's house is unsanitary, that there is alcohol abuse, and that the child continually runs away. The parents agree to voluntary services to clean up the house, and the Court finds insufficient grounds for the alcohol charge. The charges against the parents are dismissed. The youth's behaviors are addressed in a 3b (status offense) petition and the youth can be placed in out-of-home care. In this case, the parents cannot be ordered to services, only the youth can be ordered to services.
- As these examples illustrate, some plea-bargains are done to reduce trial time while others are done due to a lack of sufficient evidence being gathered at the investigation. This is why the Board continues to address the need to strengthen investigations of child abuse or neglect in Nebraska.
- Dispositional hearing** – At this hearing, a rehabilitative plan (Case Plan) is ordered which addresses the reason a child or youth came into care. (e.g., if the child is in foster care due to abuse/neglect a rehabilitation plan for the parents is ordered) If the adjudication was for a misdemeanor or felony of the child the Court will usually enter a dispositional order for the child such as probation, 30 day evaluation, community service, placement at the HRO program, etc. In some cases the

dispositional hearing may occur the same day as the adjudication hearing. Typically, the dispositional hearing is scheduled 30 days after the adjudication hearing.

The Court is limited by the allegations adjudicated in the petition as to what it can order at Disposition. (For example if the child entered care for neglect then sexual abuse is later disclosed by the child, the Court cannot order the parents to participate in treatment for sexual offenders if it has never been adjudicated – see supplemental petition below) Rules of evidence do not apply, which means letters from doctors, school records, etc. are accepted.

Dispositional review hearings – Per Federal Law PL 96-272 and Neb. Rev. Stat §43-1313, this hearing is to occur by the court every 6 months for as long as the child is under court supervision to review the progress made on the dispositional order. The focus should be if progress is being made to correct whatever the problem was. A journal entry should be filed recording what was ordered. HHS is required to submit a report to the Court at this hearing. Also a finding should be made as to whether there is a continued need for out of home care at these hearings.

The Board may hire an attorney and intervene at any time after the adjudication hearing.

Additional Terminology:

Supplemental petition – If additional allegations are alleged following the adjudication of the original petition, the new allegations can be brought forward in a supplemental petition that uses the same docket number. This would be in cases where the original petition was, for example, due to neglect then it is disclosed that there was abuse. It is necessary for the new allegations to be adjudicated (found to be true) in order for the Court to order services for the offense. A petition to terminate parental rights is another example of a supplemental petition.

Other petitions can also be filed under new dockets. This can occur if a child was originally adjudicated under 3(a) then runs away, steals a car or does some other law violation. The child is then adjudicated under 3(b) or (1) or (2) and this is usually under a new docket.

The type of hearing that is occurring or type of motion is usually listed in the upper right hand corner of the document.

Journal Entry – This is the court's order/statement of what occurred at a hearing, usually from a regular dispositional review.

Ex parte – A hearing without parties present, by review of records only.

Motion to recuse – Made when one of the parties has a conflict and wants to be removed from the case.

Motion to continue – This is filed when one party cannot be at court on the date set. Note the dates and number of continuances prior to the court hearing actually taking place.

Non-disclosure - A Court order may state one piece of evidence is not to be disclosed to parties without consent of the Court or bans re-disclosure of certain information. This information would never be included in the Board's recommendations.

Termination of Parental Rights (TPR) – A legal proceeding to free a child from the parent's claim. The rules of evidence apply and the burden of proof is by "clear and convincing" except for children who qualify under the Indian Child Welfare Act where the burden of proof is "beyond a reasonable doubt" that serious emotional or physical damage will occur if parental rights remain intact.

A petition is again filed by the County Attorney. Sometimes you will see this referred to as a supplemental petition in that it is an allegation onto the original reason the child entered care (i.e. the parent has continuously/repeatedly neglected or abandoned the child).

The **arraignment hearing** is held where the petition is read and the parents are explained their rights. Following that the case is set for trial, this is usually set for over a few days period of time. Sometimes you may see this referred to as the adjudication on the supplemental petition. Always watch to make sure that the rights of any and all parents are addressed in the termination petitions. If a parent cannot be located then a motion to publish is filed. The Court will then have to receive evidence as to why the parent cannot be located to be served with the petition in person. The Court can then order the parent be notified of the termination proceedings by publication in the newspaper.

ASFA (Adoption and Safe Families Act) Requirement, 15 Month Requirement, Permanency Hearing Requirement: The court must review the case of child who has been in foster care for 15 of the last 22 months for the appropriateness of termination. Grounds for TPR (termination of parental rights) under §43-292 are:

1. The parents have abandoned the juvenile for 6 months or more immediately prior to the filing of the petition.

2. The parents have substantially and continuously or repeatedly neglected the juvenile and refused to give the juvenile the necessary parental care and protection.

3. The parents, being financially able, have willfully neglected to provide the juvenile with the necessary subsistence, education, or the care, or failed to pay child support when ordered by the court.

4. The parents are unfit by reason of debauchery, habitual use of intoxicating liquor or narcotic drugs, or repeated lewd and lascivious behavior which is found by the Court to be seriously detrimental to the well-being of the juvenile.

5. The parents are unable to discharge parental responsibility because of mental illness or mental deficiency and there are reasonable grounds to believe that such condition will continue for a prolonged indeterminate period of time.

6. Reasonable efforts under the direction of the court have failed to correct the conditions leading to the determination.

7. Child being placed in foster care for 15 of the last 22 months.

8. The parent has inflicted upon the juvenile, by other than accidental means, serious bodily injury.

9. The parent of the juvenile has subjected the juvenile to aggravated circumstances, including, but not limited to, abandonment, torture, chronic abuse, or sexual abuse; or

10. The parent has (a) committed murder of another child of the parent, (b) committed voluntary manslaughter of another child of the parent, (c) aided or abetted, attempted, conspired, or solicited to commit murder, or aided or abetted voluntary manslaughter of the juvenile or another child of the parent, or (d) committed a felony assault that resulted in serious bodily injury to the juvenile or another minor child of the parent.

Appeal: This is when the parents resort to a higher Court in the attempt to have the decision of the trial Court changed. The Adjudication, Disposition, or termination may be appealed. The appeal may first go to the District Court if it is on Adjudication or Disposition. If the appeal is on termination, it may first go to the Court of Appeals.

Visitation: Watch for the Court order to address visitation in every case applicable, especially whether visits are to be supervised or unsupervised. Sometimes you will see a separate letter sent to the Judge asking him to approve visitation or a change in visitation. The Nebraska Supreme Court has found that: The Department of Health and Human Services does not have the authority to determine or place restrictions on visitations. The Court has the judicial authority to determine visitations. In Re: CA, 1990, 235 Neb. 893, 900)

Appendix D Reference Websites

Inclusion on this list does not constitute an endorsement of a particular website or viewpoint. This is a partial list of websites that reference child development or foster care.

If you would like to see a particular website included in the next annual report, please contact the Foster Care Review Board.

Foster Care Review Board Website – www.fcrb.state.ne.us

Nebraska Organizations

Organization/Description

Answers 4 Families website, a project of the University of Nebraska Center for Children, Families, and the Law

Nebraska Children and Families Foundation

Nebraska Foster and Adoptive Parents Association

Nebraska Governor Mike Johanns

Nebraska Lt. Governor Dave Heineman

Nebraska State Government website

Nebraska Unicameral Legislature

Prevent Child Abuse Nebraska

University of Nebraska – Omaha, Center for Public Affairs Research

Voices for Children in Nebraska

National Organization

Organization/Description

American Academy of Pediatrics

American Bar Association Center on Children and the Law

American Public Human Services Association

Arnie E. Casey Foundation

Arizona Foster Care Review Board

Census 2000 profiles

Center for Budget and Policies Organization

Child Welfare League

Website

<http://mcf.unl.edu/index.html>

www.nebraskachildren.org/

www.NFAPA.org

<http://gov.nol.org/>

<http://www.state.ne.us/home/LtGov/>

www.state.ne.us

www.unicam.state.ne.us

www.pcanebtraska.org/

www.unomaha.edu/~cpar/

www.voicesforchildren.com/

Website

www.aap.org

<http://www.abanet.org/child/home.htm>

ml

<http://www.aphsa.org>

www.aectf.org

www.supreme.state.az.us/fcrb/

<http://censstats.census.gov/cgi-bin/pct/pctProfile.pl>

www.cbpp.org

www.cwla.org

National Organizations continued

- Organization/Description
Child Welfare Partnership – Portland State University
of Oregon
Children's Bureau of the U. S. Department of Health
and Human Services, Administration for Children
and Families,
Children's Bureau, Child Welfare Resources
Children's Bureau, Child Welfare Review Website
Children's Defense Fund
Maryland Advocates for Children and Youth
Maryland Association Resources for Children and Youth
Maryland Citizen Review Board website
National Association of Child Advocates
National Association for Social Workers
National Center for Children in Poverty
- National Child Welfare Resource Center for
Organizational Improvement – University of
Southern Maine
National Indian Child Welfare Association
New Mexico Citizen Review Board
Packard Foundation
Urban Institute – Child Welfare and Domestic Violence
U. S. Census Bureau
U. S. Department of Health and Human Services, Child
Welfare Reviews
Welfare Information Network
- Website
<http://www.cwp.pdx.edu/>
[www.act.dhhs.gov/programs/cb/](http://www.dhhs.gov/programs/cb/)
<http://www.cwresource.org/>
www.childwelfarereview.com
www.childrensdefense.org/
www.acy.org
www.marylandassociation.com/myshared/home.jsp
www.dhr.sailorsite.net/crb/
www.childadvocacy.org/
<http://www.socialworkers.org>
<http://www.colombia.edu/dept/nccp/>
cpmcnet.colombia.edu/dept/nccp/
- [NOTE: do not type www at
the beginning]
<http://muskie.usm.maine.edu/helpkid/>
s/
- <http://www.micwa.org/>
<http://nmcrb.org>
<http://www.futureofchildren.org>
<http://www.urban.org/welfare/aron3.htm>
<http://factfinder.census.gov>
www.act.dhhs.gov/programs/cb/cwrp/staterp/index.htm
www.welfareinfo.org/cwabuseneglect.htm

STATE OF NEBRASKA
FOSTER CARE REVIEW BOARD

521 S. 14th Street, Suite 401
Lincoln, NE 68508-2707
(402) 471-4420

Applications for volunteers to serve on a local Foster Care Review Board as set in Nebraska State, Section 43-1301 to 43-1319, R.R.S. Employees of the State Foster Care Review Board or child caring and placing agencies or the Courts are ineligible to serve on local boards.

Name _____

Address _____
City _____ ZIP _____ Phone No. _____

Occupation Address _____
ZIP _____ Phone No. _____

I am available for training on the following (check all that apply)	Day	Morning	Afternoon	Evening	I am available to serve on a Board that meets on the following (check all that apply)
	Mon.	Tues.	Wed.	Thurs.	

Day	Morning	Afternoon	Evening	Day	Morning	Afternoon	Evening
Tues.				Tues.			
Wed.				Wed.			
Thurs.				Thurs.			
Fri.				Fri.			
Sat.				Sat.			

Regular exceptions to the above schedule: _____

Nebraska Statute 43-1304 states: "The members of the Board shall reasonably represent the various social, economic, racial, and ethnic groups of the county or counties from which its members may be appointed." In order to comply with the Act, please answer the following:

Your age: 19-30 _____ 31-45 _____ 46 & older _____
Family income: \$ 4,000-10,000 _____ \$11,000-20,000 _____ \$21,000-39,000 _____ \$40,000 - above _____

Race: Caucasian _____ Black _____ Hispanic _____ Indian _____ Asian _____ Other _____

Marital status: _____ Number of children _____
I am presently a foster parent [this is not a requirement]: yes _____ no _____

continued →

FOR OFFICE USE ONLY:

Date application received _____

Part I Training _____

Part II Training _____

Date appointed to Board _____

Appointed to Board _____

Please write a short paragraph of why you would like to serve on a local Foster Care Review Board.

3. _____
2. _____
1. _____

Please list the name, address, and phone number of three references.

Please list current and past activities (you can use an additional sheet if more room is needed).

STATE OF NEBRASKA

FOSTER CARE REVIEW BOARD

CONFIDENTIALITY

Foster Care, Chapter 43-1310. Records and information; confidential; unauthorized disclosure; penalty. All records and information regarding foster children and their parents and relatives in possession of the state board or local board shall be deemed confidential. Unauthorized disclosure of such confidential records and information and any violation of the rules and regulations of the Department of Social Services shall be a Class III misdemeanor.

Class III misdemeanor: Maximum - three months imprisonment, or five hundred dollars fine, or both Minimum - none

CONSENT FORM

I, _____, (please print) State Foster Care Review Board, agree to the rules and regulations set by the

In particular, I promise not to disclose any information obtained from my participation in the Foster Care Reviews in accordance with confidentiality provisions. I further promise not to use any information or data for my own personal, professional, or monetary advantage.

_____, signature

_____, address

_____, NE

Signed in the Presence of:

_____, Signature

NEBRASKA STATE FOSTER CARE REVIEW BOARD

521 S. 14th Street, Suite 401
Lincoln, NE 68508-2707
(402) 471-4420

Child Abuse/Neglect Central Register Release of Information

I hereby apply to serve on the Foster Care Review Board. I hereby give my permission and authorize any law enforcement agency, child protective service agency, governmental agency, or court to release to the State Foster Care Review Board, its agents or representatives, any documents, records, or other information pertaining to me.

I understand my name will be checked against the Nebraska Department of Health and Human Services Adult/Child Protective Services Central Registers. The purpose of this check will be to determine if my name is being maintained on either register as a result of previous abuse/neglect allegations that have been investigated and have not been determined to be unfounded. To the best of my knowledge, I do not have a conviction or prior history of adult or child abuse/neglect or maltreatment perpetration, neither have I been convicted of a crime involving moral turpitude.

I understand that my refusal to authorize the release of the above-mentioned information may adversely affect my application to serve as a member of the Foster Care Review Board.

I hereby release, discharge, and exonerate the State Foster Care Review Board, its agents and representatives, and any agency, court, or person furnishing information from any and all liability of every nature and kind arising out of the furnishing or inspection of such documents, records, and other information, or the investigation made by the Foster Care Review Board.

Signature _____
Date _____

Current Address _____
City _____ State _____ How Long? _____
Current Employer _____
How Long? _____

Printed Name _____
Birth Date _____
Social Security Number _____

1. _____
2. _____
3. _____
Other Names Used in Past Twenty (20) Years
(Please Print or Type)
Use back of sheet if necessary

1. _____
2. _____
3. _____
Other Addresses Used in Past Twenty (20) Years
(Please Print or Type)
Use back of sheet if necessary

1. _____
2. _____
3. _____
Names of Children Who Have Lived With You
in Past Twenty (20) Years (Please Print or Type)
Use back of sheet if necessary

PAST STATE BOARD MEMBERS

Appendix F

- Mary Jean Adams
- Dr. Alva Barnett
- Elsie Barrett
- Gracey Burney
- Christena Buttress
- Dennis Carlson
- Margaret Connealy
- Milton Evans
- Vi Fickel
- Deane Finnegan
- Jim Ganz
- Kathy Gappa
- Carol Holyoke
- Robert A Ide
- Jo Lamb
- JoAnn LeBaron
- Roger Lott
- Kathleen Maloney
- Betty Matz
- Debbie McBride
- Loretta McNally
- John Murray
- Nancy O'Brien
- David Perlman (deceased)
- Vicki Powell
- Amy Richardson
- Patricia Ruth
- Myrna Schmid
- Nancy Thompson
- Shirley Vickers
- Burrell Williams

Appendix G ACKNOWLEDGEMENTS - 2001

The State Foster Care Review Board would like to acknowledge and thank the following churches, schools, hospitals, libraries, businesses, and community centers for allowing the local Foster Care Review Boards to use their facilities for monthly board meetings, prospective board member training programs, and on-going continuing education programs:

- Nebraska State Bar Association, Lincoln
- Nemaha County Hospital, Auburn
- New Life Baptist Church, Bellevue
- Odyssey III Counseling, Norfolk
- Pierce County Courthouse, Pierce
- Rainbow House, Omaha
- Regional West Medical Center, Scottsbluff
- Seward Civic Center, Seward
- Sheridan Lutheran Church, Lincoln
- St. Francis Medical Center, Grand Island
- St. Paul's United Methodist Church, Lincoln
- St. Timothy's Lutheran Church, Omaha
- St. Wenceslaus Catholic Church, Omaha
- State Office Building, Omaha
- Stevens Building, Grand Island
- Sump Memorial Library, Omaha
- Swanson Library, Omaha
- United Nebraska Bank - Lexington
- University of Nebraska Medical Center, Omaha
- Vine Congregational Church, Lincoln
- York General Hospital, York
- Adams County Extension Office, Hastings
- All Saint's Parish, Omaha
- Alliance Library, Alliance
- Beatrice Community Hospital, Beatrice
- Bennett Martin Library, Lincoln
- Bergan Mercy Hospital, Omaha
- Bess Johnson Library, Elkhorn
- Children's Hospital Health Care, Omaha
- Columbus Police Department, Columbus
- Educational Service Unit #16, Ogallala
- First Christian Church, Omaha
- First Lutheran Church, South Sioux City
- Girls Inc., Omaha
- Granton Township Library, O'Neill
- Great Plains Medical Center, North Platte
- Hastings Police Department, Hastings Head
- Start Building, Fremont
- Jewish Community Center, Omaha
- Landmark Center, Hastings
- LaVista Community Center, LaVista
- Law Enforcement Center, Kearney
- Madonna Rehabilitation Center, Lincoln
- Make-A-Wish Offices, Omaha
- MidTown Business Center, Kearney

APPENDIX H

**STATE FOSTER CARE REVIEW BOARD
FINANCIAL STATEMENT
Fiscal Year 2000-2001**

<u>Appropriations</u>	
General Fund	\$1,145,465.00
Cash Fund	\$12,000.00
Federal Funds	\$400,000.00
TOTAL	\$1,557,465.00

Staff Salaries & Benefits	\$1,168,249.95
Postage	\$39,775.21
Telephone and Communications	\$28,676.35
Data Processing Fees	\$60,206.50
Publications and Printing	\$42,749.48
Rent	\$49,095.01
Legal Fees	\$2,385.90
Office Supplies & Miscellaneous	\$27,221.43
Travel Expenses	\$43,907.99
Data Processing & Office Equipment	\$45,805.30
Other Administrative & Contractual	\$36,494.44
TOTAL	\$1,544,567.56

NOTES: